

NOTICE - WHEN GOVERNMENT DRAWINGS, SPECIFICATIONS, OR OTHER DATA ARE USED FOR ANY PURPOSE OTHER THAN IN CONNECTION WITH A DEFINITELY RELATED GOVERNMENT PROCUREMENT OPERATION, THE UNITED STATES GOVERNMENT INCURS NO RESPONSIBILITY FOR ANY OBLIGATION WHATSOEVER, AND THE FACT THAT THE GOVERNMENT MAY HAVE FORMULATED, FURNISHED, OR IN ANY WAY SUPPLIED THE SAID DRAWINGS, SPECIFICATIONS OR OTHER DATA IS NOT TO BE REGARDED BY IMPLICATION OR OTHERWISE AS IN ANY MANNER LICENSING THE HOLDER OR ANY OTHER PERSON OR CORPORATION, OR CONFERRING ANY RIGHTS OR PERMISSION TO MANUFACTURE, USE, OR SELL ANY PATENTED INVENTION THAT MAY IN ANY WAY BE RELATED THEREBY.

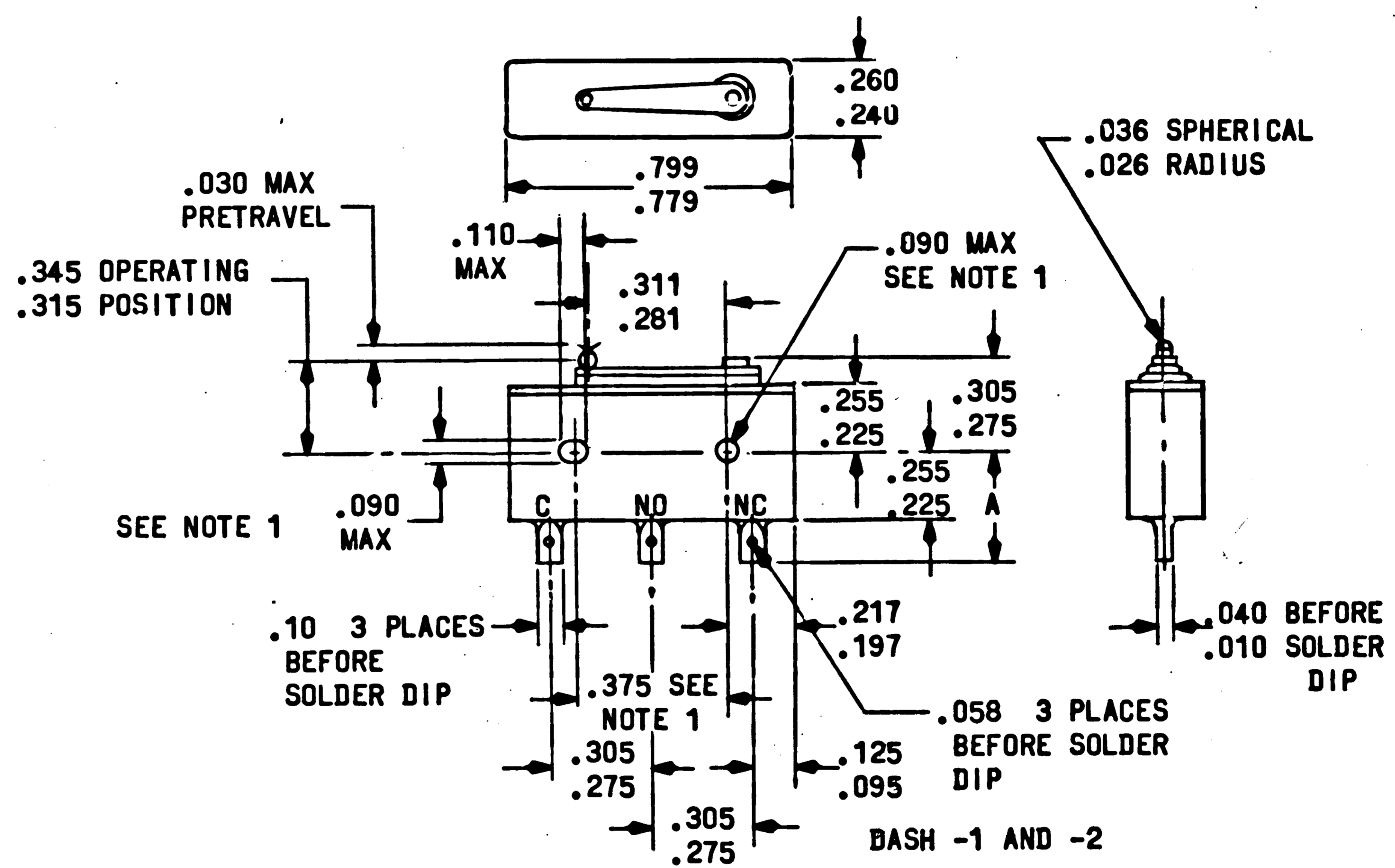
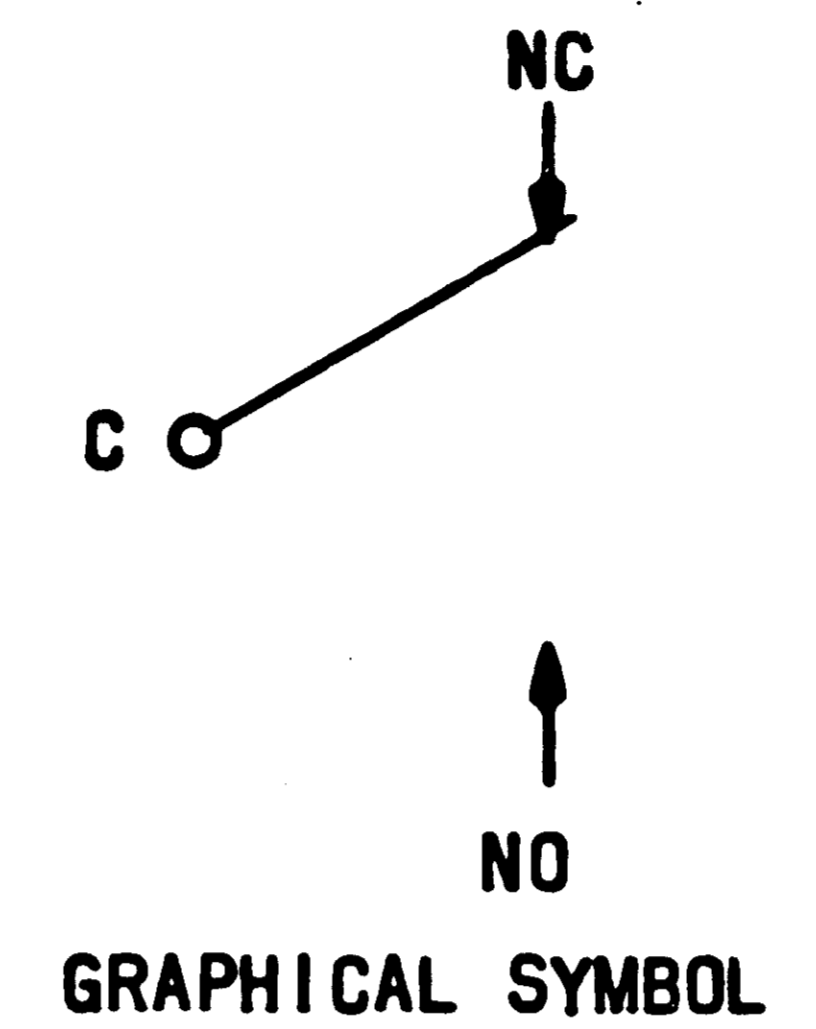
1060101

REVISIONS 15570			
SYM	DESCRIPTION	DATE	APPROVAL
-	INITIAL RELEASE CLASS A PER TDRR 15570		
A	REVISED PER TDRR 19809	4/15/80	WHT

REQUIREMENTS:

1. GENERAL:
 - A. INTERPRET DRAWING IN ACCORDANCE WITH STANDARDS PRESCRIBED BY MIL-D-70327.
 - B. SWITCHES SHALL BE CAPABLE OF MEETING THE REQUIREMENTS OF MIL-S-6743, EXCEPT AS OTHERWISE SPECIFIED HEREIN.
 - C. THE SUPPLIER SHALL CONFORM TO QUALITY ASSURANCE PROVISIONS AS CONTAINED IN ND 1015404, CLASS 1.
 - D. UNITS SHALL BE CAPABLE OF MEETING THE QUALIFICATION REQUIREMENTS OF ND 1002055 UNLESS MODIFIED OR AMENDED BY DESIGN REQUIREMENT SECTION OF THIS DRAWING.
 - E. PRESERVATION, PACKAGING, PACKING AND CONTAINER MARKING PER ND 1002215 CLASS I CODE 1.

2. INSPECTION AND ACCEPTANCE:
 - A. MECHANICAL REQUIREMENTS:
 - (1) ACTUATING FORCE: 7 OUNCES, MAXIMUM.
 - (2) RELEASE FORCE: 1 OUNCE, MINIMUM.
 - (3) PRE TRAVEL: 0.030, MAXIMUM.
 - (4) DIFFERENTIAL MOVEMENT: 0.006 MAXIMUM.
 - (5) OVER TRAVEL: 0.003, MINIMUM.
 - (6) OVER TRAVEL FORCE: 3 POUNDS MAXIMUM.
 - (7) CONTACT ARRANGEMENT: SINGLE POLE, DOUBLE THROW.
 - (8) MATERIAL AND FINISH:
 - (a) EXTERNAL METAL PARTS (EXCEPT TERMINALS) - STAINLESS STEEL, PASSIVATED.
 - (b) TERMINALS SOLDER LUG-NICKEL IRON ALLOY-SOLDER DIPPED.
 - (c) TERMINAL AND LEAD IMBEDMENT-RTV SILICONE RUBBER PER NASA DRAWING 1006720.
 - (9) MARKING:
 - (a) PIECEMARKING: PARTS SHALL BE PERMANENTLY AND LEGIBLY MARKED PER ND 1002019 WITH THE NASA DRAWING NUMBER, PLUS DASH NUMBER AND REVISION LETTER, AND MANUFACTURER'S SERIAL NUMBER. TERMINAL IDENTIFICATION SHALL BE PERMANENTLY AND LEGIBLY MARKED ON THE PARTS.
 - (b) PACKAGE: INTERNAL INDIVIDUAL OR COLLECTIVE PACKAGES AND EXTERNAL PACKAGING SHALL BE MARKED WITH THE FOLLOWING INFORMATION: MANUFACTURER'S NAME OR SYMBOL, NASA PART NUMBER AND REVISION LETTER, MANUFACTURER'S LOT OR SERIAL NUMBER, DATE CODE OR DATE OF MANUFACTURE.
 - (c) MANUFACTURER'S PART NUMBER MAY APPEAR ON THE PART OR PACKAGE.
 - (10) SEALING: (100%) LEAKAGE SHALL BE LESS THAN 10^{-8} CC/SEC. (CONVERTED TO LEAKAGE OF HELIUM) AT A PRESSURE DIFFERENTIAL OF 1 ATMOSPHERE. TEST SHALL BE PERFORMED WITH A MASS SPECTROMETER OR OTHER EQUIPMENT CAPABLE OF THE REQUIRED ACCURACY.



PROCURE ONLY FROM APPROVED SOURCES LISTED ON ND 1002034 FOR THIS DRAWING.

UNLESS OTHERWISE SPECIFIED DIMENSIONS ARE IN INCHES	
TOLERANCES ON	
FRACTIONS DECIMALS ANGLES	
± .005 ± .02	
DO NOT SCALE THIS DRAWING	
MATERIAL	
SEE REQUIREMENTS	
HEAT TREATMENT	NONE
FINAL FINISH	NONE
NEXT ASSY USED ON APPLICATION	

QTY REQD	PART OR IDENTIFYING NO.	NOMENCLATURE OR DESCRIPTION	FIND NO.
LIST OF MATERIALS			
MIT INSTRUMENTATION LAB CAMBRIDGE, MASS CONTRACT NAS 9-497		MANNED SPACECRAFT CENTER HOUSTON, TEXAS	
DRAWN <i>Bender</i> 11-DEC-64 CHECKED <i>M. Manning</i> 14 DEC 64 APPROVAL <i>W. J. Phillips</i> 15 DEC 64		SWITCH, SENSITIVE	
NASA APPROVAL <i>W. J. Phillips</i> 11-19-65		SPECIFICATION CONTROL DRAWING	
MIT APPROVAL <i>W. J. Phillips</i> 11-19-65		CODE IDENT NO. 80230	NASA DRAWING NO. 1010901
		SIZE C	
		SCALE NONE	WT
		SHEET 1 OF 3	

NOTICE - WHEN GOVERNMENT DRAWINGS, SPECIFICATIONS, OR OTHER DATA ARE USED FOR ANY PURPOSE OTHER THAN IN CONNECTION WITH A DEFINITELY RELATED GOVERNMENT PROCUREMENT OPERATION, THE UNITED STATES GOVERNMENT THEREBY INCURS NO RESPONSIBILITY FOR ANY OBLIGATION WHATSOEVER, AND THE FACT THAT THE GOVERNMENT HAS FORWARDED, FURNISHED, OR IN ANY WAY SUPPLIED THE SAID DRAWINGS, SPECIFICATIONS OR OTHER DATA IS NOT TO BE REGARDED BY IMPLICATION OR OTHERWISE AS IN ANY MANNER LICENSING THE HOLDER OR ANY OTHER PERSON OR CORPORATION, OR CONVERTING ANY RIGHTS OR PERMISSIONS TO MANUFACTURE, USE, OR SELL ANY PATENTED INVENTION THAT MAY IN ANY WAY BE RELATED THERETO.

1060101

REVISIONS			
SYM	DESCRIPTION	DATE	APPROVAL
-	INITIAL RELEASE CLASS A PER TDRR 15570		
A	REVISED PER TDRR 19809	6/15/65	WR

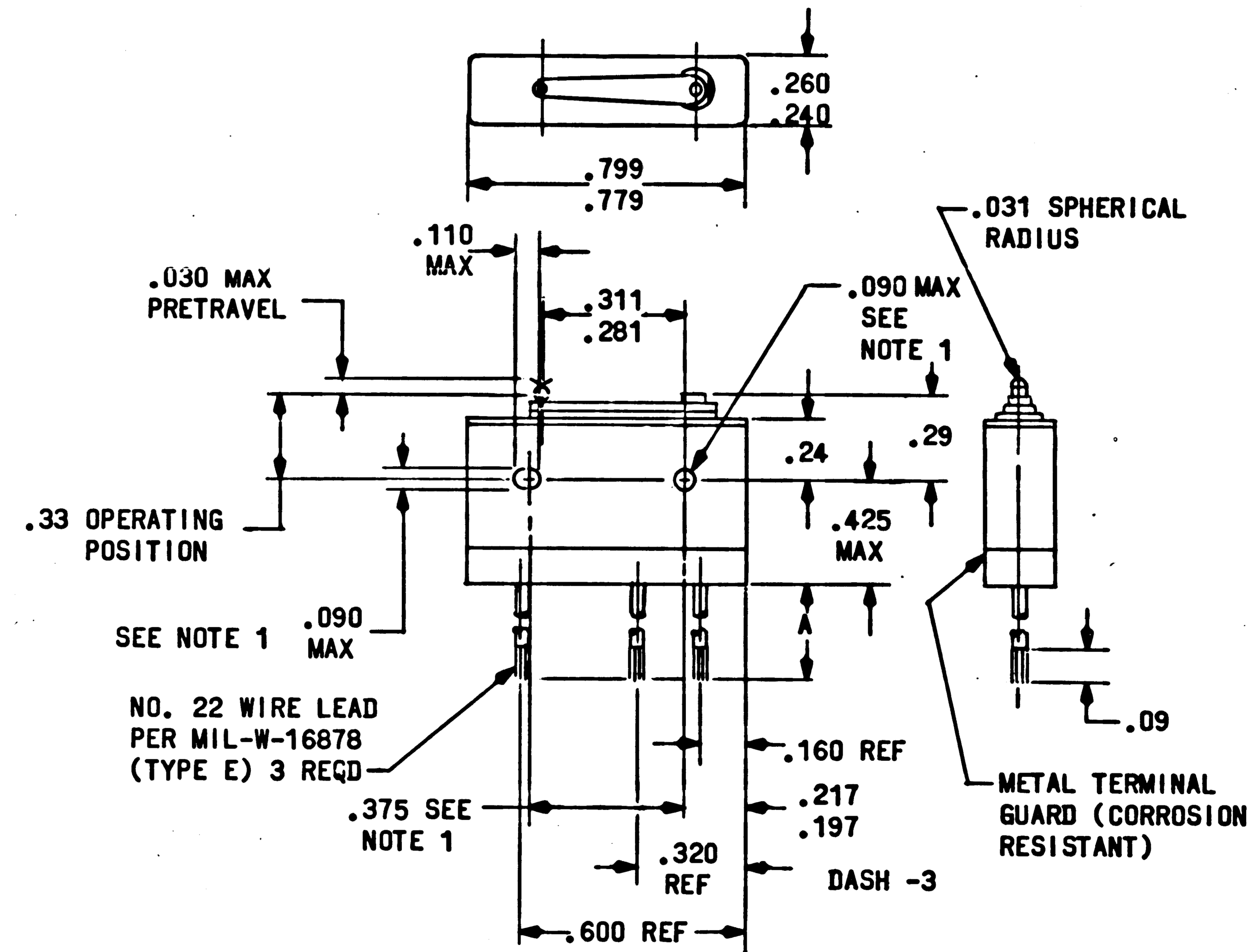
INSPECTION AND ACCEPTANCE: (CONTINUED)

- B. ELECTRICAL REQUIREMENTS:**
- (1) DIELECTRIC WITHSTANDING VOLTAGE: 1000 VOLTS RMS. 70,000 FEET: 300 VOLTS RMS.
 - (2) INSULATION RESISTANCE: (100%) SHALL BE A MINIMUM OF 1000 MEGOHMS WHEN MEASURED WITH 100 VDC APPLIED FOR A MAXIMUM OF 1 MINUTE BETWEEN TERMINALS AND GROUND OR CASE AND MUTUALLY INSULATED PARTS.
 - (3) CONTACT RESISTANCE: (100%) SHALL BE MEASURED WITH 1 MILLIAMPERE FROM A 6 VOLT DC OPEN CIRCUIT VOLTAGE. THE CONTACTS SHALL NOT SWITCH THE MEASURING LOAD. LIMITS SHALL BE 1 OHM MAX. INITIALLY, DURING AND AFTER THE SPECIFIED CYCLES OF LIFE.

DASH NUMBER	DIMENSION "A"	TERMINATION	TERMINAL & LEAD STRENGTH
-1	.390 MAX	SOLDER LUGS	5 LBS
-2	.370 MAX	SOLDER LUGS	5 LBS
-3	12 MIN	WIRE LEADS	10 LBS
-4	12 MIN	WIRE LEADS	10 LBS

THE PART NUMBER IS THE DRAWING NUMBER PLUS THE APPLICABLE DASH NUMBER.

- 3. DESIGN:**
- TEMPERATURE RANGE: MINUS 300°F TO PLUS 250°F.
 - CONTACT RATING (28 VOLTS DC/125 VOLTS, 400 CYCLES):
 - (1) RESISTIVE: 5 AMPERES
 - (2) INDUCTIVE: 3 AMPERES
 - STRENGTH OF TERMINALS: PER ND 1002055, EXCEPT AS OTHERWISE NOTED IN TABLE BELOW.
 - STRENGTH OF ACTUATOR AND STOP: 10 POUNDS.
 - MINIMUM OPERATING CYCLES: 25,000
 - SWITCHES SHALL BE HERMETICALLY SEALED AND FILLED WITH AN INERT GAS.
 - TERMINALS-SOLDER LUGS ONLY, SHALL BE TINNED FOR SOLDERING.
 - DIELECTRIC STRENGTH: PER ND 1002055, EXCEPT TEST VOLTAGE AT A SIMULATED ALTITUDE OF 70,000 FEET SHALL BE 300 VOLTS RMS AT 60 CPS.
 - SHOCK: PER ND 1002055, EXCEPT HALF SINE WAVE SHOCK INPUT SHALL BE USED.
 - LIFE: PER ND 1002055, EXCEPT DIELECTRIC STRENGTH SHALL BE PERFORMED AT A TEST VOLTAGE OF 500 VOLTS RMS AT 60 CPS AND CONTACT RESISTANCE LIMITS SHALL BE 500 MILLIOHMS MAXIMUM WHEN CHECKED UNDER ACTUAL LIFE TEST LOAD CONDITIONS.
- 4. SPECIAL CONDITIONING:**
- EXPOSED SURFACE OF TERMINAL IMBEDMENT MATERIAL FOR SOLDER LUG TERMINALS SHALL BE ROUGHENED OR ABRADED BY SAND BLASTING OR OTHER SUITABLE MEANS FOR FUTURE PRIMING AND WATER PROOFING.

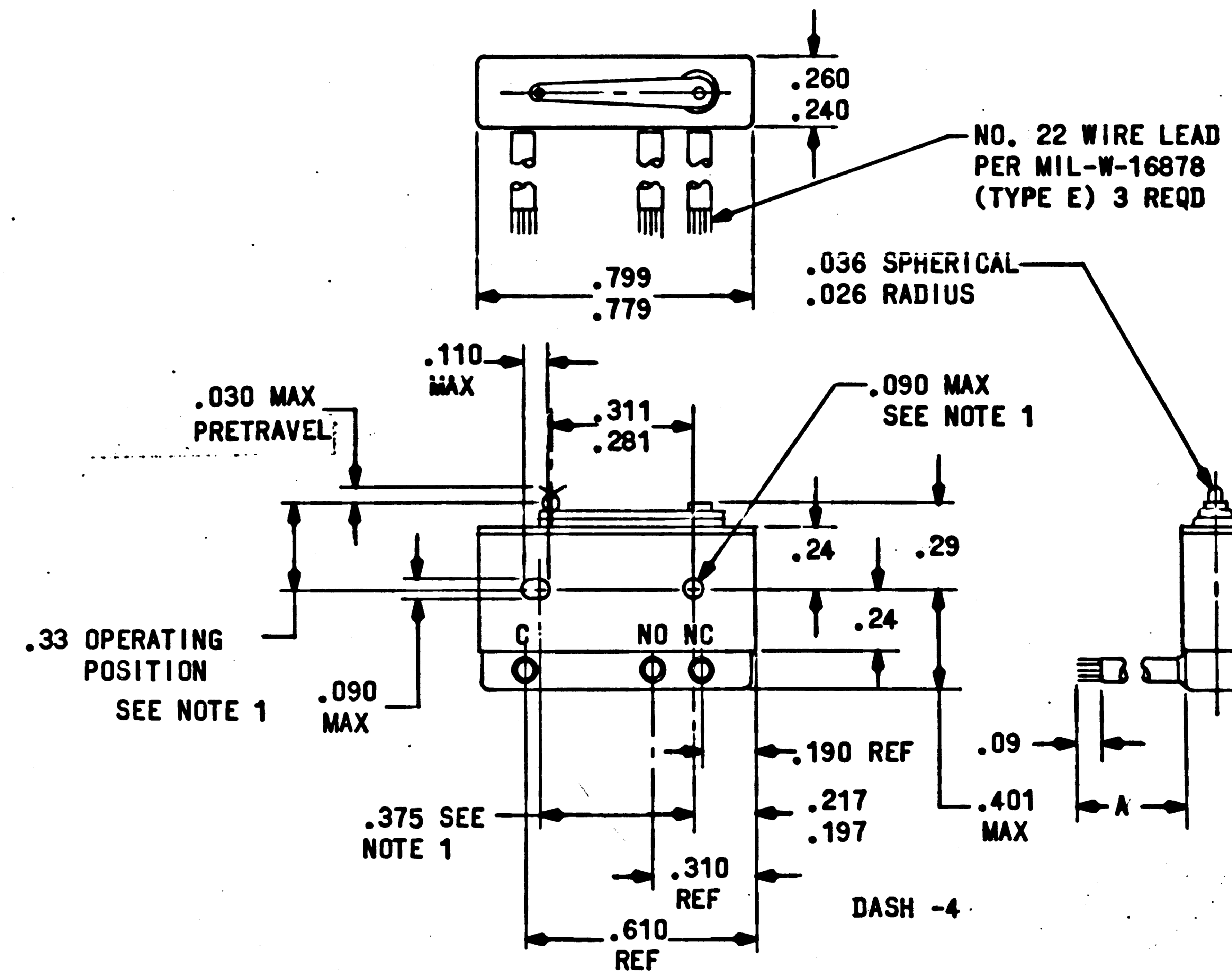


QTY REQD	PART OR IDENTIFYING NO.	NOMENCLATURE OR DESCRIPTION	FIND NO.
LIST OF MATERIALS			
MIT INSTRUMENTATION LAB CAMBRIDGE, MASS Contract NAS 9-497		MANNED SPACECRAFT CENTER HOUSTON, TEXAS	
DRAWN <i>Bender</i> 11-DEC-64 CHECKED <i>M. Manning</i> 11 DEC 64 APPROVAL <i>W. J. R. King</i> 11 DEC 64		SWITCH, SENSITIVE SPECIFICATION CONTROL DRAWING	
NASA APPROVAL <i>W. J. R. King</i> 11-19-65 MIT APPROVAL <i>W. J. R. King</i> 11/19/65		CODE IDENT NO. SIZE C	NASA DRAWING NO. 1010901
APPLICATION		SCALE	WT SHEET 2 OF 3

NOTICE - WHEN GOVERNMENT DRAWINGS, SPECIFICATIONS, OR OTHER DATA ARE USED FOR ANY PURPOSE OTHER THAN IN CONNECTION WITH A DEFINITELY RELATED GOVERNMENT PROCUREMENT OPERATION, THE UNITED STATES GOVERNMENT THEREBY INCURS NO RESPONSIBILITY FOR ANY OBLIGATION WHATSOEVER, AND THE FACT THAT THE GOVERNMENT MAY HAVE FORMULATED, FURNISHED, OR IN ANY WAY SUPPLIED THE SAID DRAWINGS, SPECIFICATIONS OR OTHER DATA IS NOT TO BE REGARDED BY IMPLICATION OR OTHERWISE AS IN ANY MANNER LICENSING THE HOLDER OR ANY OTHER PERSON OR CORPORATION, OR CONFERRING ANY RIGHTS OR PERMISSION TO MANUFACTURE, USE, OR SELL ANY PATENTED INVENTION THAT MAY IN ANY WAY BE RELATED THERETO.

1060101

REVISIONS			
SYM	DESCRIPTION	DATE	APPROVAL
-	INITIAL RELEASE CLASS A PER TDRR 15570		
A	REVISED PER TDRR 19809	6/15/65	WR



QTY REQD	PART OR IDENTIFYING NO.	NOMENCLATURE OR DESCRIPTION	FIND NO.
----------	-------------------------	-----------------------------	----------

LIST OF MATERIALS

		UNLESS OTHERWISE SPECIFIED DIMENSIONS ARE IN INCHES		MIT INSTRUMENTATION LAB CAMBRIDGE, MASS Contract NAS 9-497		MANNED SPACECRAFT CENTER HOUSTON, TEXAS	
		TOLERANCES ON FRACTIONS DECIMALS ANGLES ± ± ±		Dwg. No. 11-PE C-64 DRAWN <i>Hander</i> DATE 11/15/64		SWITCH, SENSITIVE	
		DO NOT SCALE THIS DRAWING		CHECKED <i>Dr. Manning</i> 14 DEC 64		SPECIFICATION CONTROL DRAWING	
		MATERIAL		APPROVAL <i>Carlton</i> 15 DEC 64		NASA DRAWING NO. 1010901	
		HEAT TREATMENT		NASA APPROVAL <i>W. J. Kline</i> 11-19-65		CODE IDENT NO. 80230	SIZE C
		FINAL FINISH		MIT APPROVAL <i>W. J. Kline</i> 11/19/65		SCALE	WT
NEXT ASSY	USED ON	APPLICATION				SHEET 3 OF 3	

4

3

2

1

SHEET 3 OF 3