



This is a digital copy of a book that was preserved for generations on library shelves before it was carefully scanned by Google as part of a project to make the world's books discoverable online.

It has survived long enough for the copyright to expire and the book to enter the public domain. A public domain book is one that was never subject to copyright or whose legal copyright term has expired. Whether a book is in the public domain may vary country to country. Public domain books are our gateways to the past, representing a wealth of history, culture and knowledge that's often difficult to discover.

Marks, notations and other marginalia present in the original volume will appear in this file - a reminder of this book's long journey from the publisher to a library and finally to you.

### **Usage guidelines**

Google is proud to partner with libraries to digitize public domain materials and make them widely accessible. Public domain books belong to the public and we are merely their custodians. Nevertheless, this work is expensive, so in order to keep providing this resource, we have taken steps to prevent abuse by commercial parties, including placing technical restrictions on automated querying.

We also ask that you:

- + *Make non-commercial use of the files* We designed Google Book Search for use by individuals, and we request that you use these files for personal, non-commercial purposes.
- + *Refrain from automated querying* Do not send automated queries of any sort to Google's system: If you are conducting research on machine translation, optical character recognition or other areas where access to a large amount of text is helpful, please contact us. We encourage the use of public domain materials for these purposes and may be able to help.
- + *Maintain attribution* The Google "watermark" you see on each file is essential for informing people about this project and helping them find additional materials through Google Book Search. Please do not remove it.
- + *Keep it legal* Whatever your use, remember that you are responsible for ensuring that what you are doing is legal. Do not assume that just because we believe a book is in the public domain for users in the United States, that the work is also in the public domain for users in other countries. Whether a book is still in copyright varies from country to country, and we can't offer guidance on whether any specific use of any specific book is allowed. Please do not assume that a book's appearance in Google Book Search means it can be used in any manner anywhere in the world. Copyright infringement liability can be quite severe.

### **About Google Book Search**

Google's mission is to organize the world's information and to make it universally accessible and useful. Google Book Search helps readers discover the world's books while helping authors and publishers reach new audiences. You can search through the full text of this book on the web at <http://books.google.com/>

UC-NRLF




LB 114 524

UNIFORM REGULATIONS  
UNITED STATES MARINE CORPS

---

REVISED 1917

GIFT OF



EX LIBRIS

1913 af. in cont.

104 p.

913 | 17







# UNIFORM REGULATIONS UNITED STATES MARINE CORPS

---

---

TOGETHER WITH  
UNIFORM REGULATIONS COMMON TO BOTH  
U. S. NAVY AND MARINE CORPS

---

HEADQUARTERS  
UNITED STATES MARINE CORPS  
1912

---

REVISED 1917 TO INCLUDE THE  
FOLLOWING CHANGES:

No. 1	- - - - -	February 3, 1915
No. 2	- - - - -	August 26, 1915
No. 3	- - - - -	January 29, 1916
No. 4	- - - - -	December 26, 1916
No. 5	- - - - -	April 13, 1917
No. 6	- - - - -	April 14, 1917
No. 7	- - - - -	May 2, 1917
No. 8	- - - - -	May 12, 1917



WASHINGTON  
GOVERNMENT PRINTING OFFICE  
1917



VEA  
111

HEADQUARTERS U. S. MARINE CORPS,  
*Washington, November 29, 1912.*

The regulations contained in the "Uniform Regulations United States Marine Corps, 1912," shall govern the uniform of the officers and enlisted men of the United States Marine Corps.

The changes necessary to make former uniform and equipment of officers conform thereto will be made as soon as practicable and be completed not later than January 1, 1914, after which date uniform or equipment that does not conform to these regulations shall not be worn; except that officers who now have cloaks or capes in proper condition and a few inches shorter than required by these regulations, but otherwise in accordance therewith, may continue to wear them after that date.

The overcoat and the winter field uniform therein prescribed will be provided by officers as soon as practicable, and not later than January 1, 1914.

The issue of the overcoat and the winter field uniform to the enlisted men of the Marine Corps and the necessary alterations in their dress uniforms will be made as soon as practicable.

W. P. BIDDLE,  
*Major General Commandant.*

Approved:

BEEKMAN WINTHROP,  
*Acting Secretary of the Navy.*

NOV 29 1912

## TABLE OF CONTENTS.

---

	Page.
CHAPTER 1.—General uniform regulations governing both Navy and Marine Corps.....	5
2.—Occasions on which each uniform is to be worn.....	17
3.—General regulations governing uniform of officers and enlisted men of the Marine Corps.....	25
4.—Description of the several uniforms of officers of the Marine Corps.....	27
5.—Description of garments and articles of equipment of officers of the Marine Corps.....	32
6.—List of articles of uniform and equipment with which each officer of the Marine Corps is required to be provided.....	62
7.—Description of the several uniforms of enlisted men of the Marine Corps, except members of the Marine Band.....	64
8.—Description of garments and articles of equipment of enlisted men of the Marine Corps, except members of the Marine Band.....	66
9.—Instructions for marking clothing and equipments of enlisted men of the Marine Corps.....	80
10.—Description of the several uniforms of members of the Marine Band.....	81
11.—Description of the garments and articles of equipment of members of the Marine Band.....	83
12.—Instructions for packing knapsacks and blanket rolls.....	93



CHAPTER I.

**GENERAL UNIFORM REGULATIONS GOVERNING BOTH NAVY  
AND MARINE CORPS.**

1. Officers in authority shall assure themselves that all officers and enlisted men serving under them conform strictly to these uniform regulations. Particular attention is directed to the questions concerning uniform required to be answered in making out reports on the fitness of officers.

2. Officers shall set an example of neatness and strict conformity to regulations in uniforms and equipment. Enlisted men must be neat and trim in their persons and dress on all occasions.

3. Every person belonging to the Navy or Marine Corps is strictly forbidden to wear any dress or decoration other than that to which his grade or the law entitles him. No decoration received from a foreign Government, nor any other decoration or badge not specifically prescribed or authorized by these regulations, shall be worn exposed by any officer or enlisted man.

4. Officers and enlisted men on duty shall at all times wear the uniform of their respective grades, as prescribed herein or by the senior officer present, except as otherwise provided in these regulations.

5. Officers serving on board torpedo vessels and submarines are not required to wear or carry with them other uniforms than service dress or white service dress.

6. Officers serving under acting commissions in time of war or for other special purposes, acting assistant surgeons appointed for three years' service in the Navy, and acting assistant dental surgeons are required to provide themselves only with the articles of uniform prescribed for service dress and white service dress.

7. Officers of the Naval Medical Reserve Corps ordered to active duty shall be required to provide themselves only with the articles of uniform prescribed for undress, service dress, and white service dress.

8. Chiefs of bureaus of the Navy Department, upon occasions when uniform is worn, shall wear uniforms bearing the equipments and rank insignia denoting the rank of rear admiral and the distinctive devices of the corps to which they respectively belong.

9. An officer holding an acting appointment shall wear the uniform of the grade to which he is appointed until such appointment be revoked, when he shall resume the uniform and title of his actual rank.

10. An officer promoted may be authorized or ordered by a commander in chief or other officer in chief command afloat or at a shore station, or the commanding officer of a vessel acting singly, if satisfied that the promotion has been made, to assume the rank and uniform of the grade to which he has been promoted.

11. During divine service a chaplain may wear the vestments of the church to which he belongs.

12. Officers on the retired list on active duty shall conform to these regulations the same in all respects as officers on the active list; if not on duty, they are not required to wear or have uniform, but they may wear uniform in conformity with these regulations, except that in pattern their uniforms and equipments may be either as prescribed herein or as at the time of their retirement.

13. Officers suspended from duty by sentence of a court-martial, or on furlough or waiting orders for punishment, are prohibited from wearing uniform during the period of punishment.

14. When on duty, or when ashore in a foreign port, enlisted men of the Navy or Marine Corps, whether serving afloat or ashore, shall not wear any dress but their prescribed uniforms. Nonregulation outer or under clothing shall not be worn nor kept in the possession of enlisted men on board ship or within the limits of a shore station.

15. Parts of one uniform shall not be worn with parts of another; except as specified in these regulations.

16. Civilian's clothing may be permitted to be worn by officers and enlisted men as provided in the following paragraphs, but discretion must be observed in granting this privilege in foreign ports:

(a) Officers may be authorized to wear civilian's clothing when on duty at the Navy Department, Naval Observatory, or Marine Corps headquarters, or when employed on shore duty without troops other than at navy yards, shore stations, and recruiting offices.

(b) Officers on leave of absence from their places of duty, or having permission to leave the ship or station, may wear civilian's clothing, at the discretion of the senior officer present.

(c) Enlisted men may be permitted to wear civilian's clothing when on leave of absence or liberty in a home port, but they shall not be allowed to have any articles of civilian's clothing in their possession on board ship.

17. With civilian's clothing, officers of the Navy shall not wear any part of the uniform except the overcoat, cloak, or mackintosh. Officers of the Marine Corps shall not wear any part of the uniform with civilian's clothing except the raincoat or cape. Enlisted men of the Navy shall not wear any part of the uniform with civilian's clothing except the overcoat, jersey, underclothing, and shoes; enlisted men of the Marine Corps, none except underclothing and shoes.

18. The uniform for officers and men for the day or for any particular occasion shall be fixed by the senior officer present, with due regard to the duty to be performed and the state of the weather and, as far as may be practicable, in accordance with the provisions of chapter 2 of these regulations. In any special case not definitely covered by chapter 2 the senior officer present shall be guided in assigning the uniform by the general principles laid down in that chapter. As far as practicable, the officers and men shall wear corresponding uniforms. As a matter of routine, the uniform at posts and barracks of the Marine Corps shall be prescribed by the commanding officer.

19. In the fleet the uniform of the day prescribed by the senior officer present shall be worn by officers of the watch; by all petty officers, signalmen, and others on watch above decks, and by running boats', steamers', and power boats' crews; by all persons above deck at "all hands" when going in or out of port, and generally by all officers and men above decks and in common living spaces; but commanding officers may prescribe or permit working dress for other persons, as may be most suitable to the exercise or duty of the ship at the time.

20. On all occasions of ceremony or duty, and on social occasions when officers attend in an official capacity, uniform shall be worn.

21. On board saluting ships mess dress or evening dress shall be worn at dinner, when not at sea, in the messes of commissioned officers. All the members of any one mess shall appear in the same dress. After dinner, officers not on duty may appear on deck in the dress worn at mess or in service dress—blue or white. The commanding officer may substitute the uniform of the day to be worn at dinner on account of coaling ship or other special circumstances, including those under which adequate laundry facilities are lacking.

22. Officers on duty with enlisted men under arms on shore shall ordinarily wear service dress (undress or field dress for officers of the Marine Corps). On occasions of special ceremony, when special full dress or full dress is prescribed for other officers present, officers of the Navy on duty with enlisted men shall wear undress, with leggings, and officers of the Marine Corps shall wear such uniform as may be prescribed for them.

23. Leggings shall always be worn by officers and enlisted men of the Navy when on duty in the field or with a naval brigade or landing party, but never by naval or marine officers in special full dress or full dress. Marines shall not wear leggings at ordinary drills under arms unless specified, but when marines form part of a mixed landing force, leggings for marines shall be expressly specified if the rest wear them.

24. Leggings shall always be worn by enlisted men of the Navy with any form of dress when under arms for parade or ceremony, or infantry or artillery drill, or a landing party, or on guard detail, or when on duty ashore as patrol or beachmaster's guard, or as mail orderly. With leggings, high black shoes shall be worn by naval officers and enlisted men.

25. (a) Swords shall be worn as prescribed in these regulations and on other special occasions at the discretion of the senior officer present, at Saturday inspection and other general inspections of the crew by the commanding officer, at parades, at infantry or artillery drills, at military formations, or when leaving the ship, station, or garrison on military duty.

(b) The wearing of swords may be dispensed with in the field by order of the senior officer present.

(c) The sword shall be worn habitually hooked up, with the hilt inclined to the rear and the sling straps outside the scabbard. When mounted, the sword shall be worn unhooked. The prescribed sword belt and the proper sword knot (for all commissioned officers except chaplains) shall always be worn with the sword.

(d) When the sword is worn without other side arms, the sword belt shall be worn over the special full-dress coat and frock coats of officers of the Navy, and over the full-dress coat and field coats of officers of the Marine Corps. It shall be worn under the service coats of officers of the Navy and undress coats of officers of the Marine Corps.

(e) When worn with the overcoat without other side arms, the belt shall be worn under the overcoat, but the sword itself shall be worn outside of the overcoat, with the long sling of the belt passing through the rear slit in the coat and the short sling through the side slit.

(f) When the revolver is carried, the belt shall be worn outside of every coat, including the overcoat, the revolver being worn slightly in front of the right hip. The cartridge attachments worn with the sword belt shall be worn in front and to the right and left of the belt buckle. If only one cartridge attachment be worn, it shall be to the right of the buckle.

(g) When the sword is worn with the Navy evening dress coat, the belt shall be worn under the waistcoat.

(h) Officers or men wearing side arms shall not remove their caps or other head covering except indoors.

(i) A petty officer on boat duty, in charge of a guard boat, or on other special duty shall wear the service revolver belt, but this provision shall not apply to the coxwain of a boat unless the boat's crew is armed.

26. No watch chains, fobs, pins, or other jewelry shall be worn exposed upon the uniform by any officer or enlisted man of the Navy or Marine Corps, except sleeve buttons and shirt studs as prescribed.

27. (1) Medals and badges, or their ribbons, shall be worn by all persons for whom they have been authorized, in the following order, from the center of the body toward the left shoulder, except the medal of honor, which shall be worn pendent from the neck.

(Pls. 41-44.)

- (a) Medal of honor ribbon.
- (b) Distinguished service medal.<sup>1</sup>
- (c) Medal commemorating the Battle of Manila Bay.
- (d) Medal commemorating the naval engagements in the West Indies.
- (e) Special meritorious medal for service during the Spanish War, other than in battle.
- (f) Civil War badge.
- (g) Spanish campaign badge.
- (h) Philippine campaign badge.
- (i) China relief expedition badge.
- (j) Gold life-saving medal.
- (k) Silver life-saving medal.
- (l) Cuban pacification badge.
- (m) Good-conduct medal.
- (n) Medals or badges awarded for service performed while in the Army, Marine Corps, or other branch of the Government, if not included among those specified above.

(o) Medals or badges for excellence in gunnery.

(p) Medals or badges for excellence in small-arms firing, in the following order: (1) Sharpshooter's medal; (2) expert rifleman's bar; (3) expert pistol shot's bar; (4) distinguished marksman's badge; (5) expert rifleman's badge; (6) sharpshooter's badge (not worn if 5 is held); (7) marksman's badge (not worn if 5 or 6 is held); (8) Marine Corps competition individual medal; (9) Marine Corps division competition medal; (10) medals given by the National Rifle Association for excellence in shooting at matches held under the cognizance of that association; worn in the order in which won.

(2) The wearing of the following badges (*q*, *r*, *s*) is optional with the holders, but if these or any of them are worn, none of the medals or badges awarded by the Government shall be worn at the same time with them:

(*q*) Authorized badges of military societies in the order of date of the wars which they commemorate.

(*r*) Badge of the Army and Navy Union of the United States.

(*s*) Badge of the Enlisted Men's Abstinence League.

(3) The badges referred to in subparagraph (*q*) of the preceding paragraph are the distinctive medals and badges adopted by societies

<sup>1</sup> If authorized by Congress.



of men who have served in the Army or Navy of the United States in the War of the Revolution, the War of 1812, the Mexican War, the War of the Rebellion, the Spanish-American War, and the incident insurrection in the Philippines, and the China relief expedition of 1900. The law permits them to be worn upon all occasions of ceremony by officers and men of the Army, Navy, and Marine Corps who are members of said organizations in their own right. Persons who by right of inheritance and election are members of any of the above-named societies are members thereof in their own right.

(4) Medals and badges shall be worn—

(a) By officers of the Navy with special full-dress uniform.

(b) By enlisted men of the Navy with dress uniform on occasions of ceremony other than parades under arms on shore.

(c) By officers of the Marine Corps with special full dress or full-dress uniforms; and with other uniforms on occasions of ceremony when prescribed.

(d) By enlisted men of the Marine Corps with dress uniform on occasions of ceremony; and with other uniforms on occasions of ceremony when prescribed.

(5) Ribbons of medals and badges shall be worn—

(a) By officers of the Navy on the frock coat, the evening dress coat, the mess jacket when worn with dinner dress, and the white service coat when worn on occasions of ceremony in place of undress, dress, or full dress.

(b) By enlisted men of the Navy in dress uniform, except on those occasions when medals are prescribed, in (4), *b*, above.

(c) By officers of the Marine Corps, always with undress, white undress, field (except when the coat is not worn), and mess uniforms, and with those uniforms only, except as limited by subparagraph (e) below.

(d) By enlisted men of the Marine Corps, with dress when medals and badges are not prescribed, and with field uniforms (except when the coat is not worn), and with those uniforms only, except as limited by subparagraph (e) below.

(e) When officers and enlisted men of the Marine Corps are serving on board a ship of the Navy they shall wear the ribbons of medals and badges only under the same conditions as prescribed for officers and enlisted men, respectively, of the Navy.

(6) Medals and badges having no ribbons shall be worn only when other medals and badges are worn, except that an officer or enlisted man who has been awarded a gunnery medal or badge, an expert rifleman's badge, a sharpshooter's badge, or a marksman's badge shall wear it as prescribed in paragraph (1) of this article when the ribbons of medals and badges are worn, one-fourth of an inch below the center of the row of ribbons.

(7) Medals, badges, or ribbons shall not be worn on the overcoat.

(8) The medal of honor shall be worn pendent from the neck. Other medals and badges shall be worn on the left breast, in one horizontal line, suspended from a single holding bar, the upper edge of which shall be for officers of the Navy and Marine Corps and for enlisted men of the Marine Corps, midway between the first and second buttons from the top of the coat, and for enlisted men of the Navy on a line 1 inch below the point of the shoulder (by the point of the shoulder is meant a point in front halfway between the top and the bottom of the shoulder joint). The holding bar, which shall not be longer than from front center line of the coat to the armhole seam, shall be so placed upon the uniform that its center shall be at a point midway between the front center line of the coat and the left armhole. When a medal or badge has an exposed bar at the top of the ribbon such bar shall be mounted on the front of the holding bar or shall form a part of such bar, and where there are several such exposed bars on a single medal or badge the uppermost bar shall be so mounted. When the number of medals and badges to be worn is so great that they can not all be suspended from a holding bar of the prescribed length and at the same time be fully seen, they shall overlap sufficiently to permit them all to be mounted on the bar, each medal or badge partially covering the one on its left, and the right-hand one showing in full, the overlapping being equal for all of the medals and badges worn. The holding bar for the suspension of medals and badges shall be of metal or other material of sufficient stiffness and shall be wholly covered by the ribbons or exposed bars.

(9) Ribbons of medals and badges shall be worn in a horizontal row, clear of the lapel and, so far as practicable, at the same height and in the same order and manner as prescribed above for the bar of medals and badges. They shall be in length equal to the full width of the ribbon attached to the medal or badge and three-eighths of an inch wide and sewed on the cloth of the coat, with sufficient stiffening to keep them from wrinkling, without intervals, or worn on a bar and pinned to the coat, provided no portion of the bar and pin be visible. If there is not sufficient room to wear the ribbons in one row they shall not be made to overlap, as in the case of medals, but shall be arranged in two or more parallel rows, placed one under the other with an interval of one-quarter inch between the bottom of one row and the top of the next, the top row being placed as above described.

(10) Medals, badges, and their ribbons shall be worn in the same order of arrangement as provided in subparagraph (1). Medals or badges for future campaigns shall be the same for all services and all ribbons for the same campaigns shall be the same for all services. The following ribbons have been adopted:

- (a) For medal of honor, light blue silk, with white stars.
  - (b) For distinguished service medal, light blue silk, with white stars.
  - (c) For certificate of merit badge, narrow central white stripe, then three stripes, red, white, and blue on either side.
  - (d) For medals commemorating the battle of Manila Bay, blue, yellow, blue with yellow edging.
  - (e) For medal commemorating the naval engagements in the West Indies, red, blue, red.
  - (f) For special meritorious medal for service during the Spanish War other than in battle, red.
  - (g) For Civil War, two stripes of watered silk, blue and gray.
  - (h) For war with Spain, blue, yellow, blue, with narrow yellow edges.
  - (i) For Philippine insurrection, crimson, blue, crimson, with narrow blue edges.
  - (j) For China relief expedition, yellow with narrow blue edges.
  - (k) For Cuban pacification, drab center, with three stripes, red, white and blue on either side.
  - (l) For Nicaraguan campaign, blue, crimson, blue, with narrow crimson edges.
  - (m) For good conduct medal, red, blue, red.
  - (n) An officer or enlisted man of the Army, Navy, or Marine Corps shall be allowed to wear any medal or badge awarded him by the Government, during previous service in any other branch of the Government.
  - (o) Rosettes or buttons are authorized for the Spanish War, Philippine insurrection, and China relief campaign badges, for optional wear with civilian clothes, to consist of the ribbons of the respective medals made up in rosette form.
28. The officer of the deck shall wear gloves and carry a binocular or spyglass in port; and at sea he shall carry a binocular and have a deck trumpet or megaphone directly at hand.
29. The cloak or mackintosh may be worn in inclement weather, except at drills, exercises, and ceremonies, or when specially prohibited.
30. Gloves shall always be worn with the sword on occasions of ceremony, except by Marine officers in summer field dress. The senior officer present may prescribe gloves at any time.
31. The badge of official mourning shall consist of a black crape band 3 inches wide and about 20 inches long knotted upon the sword hilt, and a black crape band 3 inches wide worn on the left arm above the elbow.
32. The hair, beard, and mustache shall be worn neatly trimmed. The face shall be kept clean shaved, except that a mustache, or

beard and mustache, may be worn at discretion. No eccentricities in the manner of wearing the hair, beard, or mustache shall be allowed.

33. The use of sheath knives on board ship by the crew is forbidden, but every man of the seaman branch shall carry a jackknife.

34. Knife lanyards as a part of dress uniform shall be worn by all men of the Navy, except chief petty officers, bandsmen, and officers' stewards and cooks.

35. A sick-list badge, consisting of an arm band of white cotton 2 inches wide, shall be issued by the medical officer to each enlisted man on the sick list, to be worn on the right arm above the elbow. The badge shall be distinctly marked in black block figures with a number, to be entered upon the sick list furnished for the use of the officer of the deck. When a man's name is removed from the sick list, he shall return his badge, neatly washed, to the dispensary.

36. The Geneva cross brassard shall consist of a band of white cotton bearing a red Geneva cross, painted or stitched on the band, to be fastened around the upper part of the right arm over the outer garment. The band shall be 4 inches wide, the cross 3 inches in height and width, and the arms of the cross 1 inch wide.

37. Commissary stewards shall wear the same uniform as chief commissary stewards, except that the rating badge shall bear the chevrons of a petty officer, first class, instead of a chief petty officer.

38. In warm weather chief petty officers may take off the coat and waistcoat when on duty below the main deck.

39. Overshirts, jumpers, trousers, and underclothes shall be fitted with eyelets for stops.

40. Cooks at work in the galleys shall wear white undress without neckerchiefs, and white aprons. When not on duty there they shall wear the uniform of the day. Messmen while performing their duties as such shall wear white undress, without neckerchiefs (marines, the corresponding uniform), and they may wear this uniform any time below decks, but at quarters and off duty they shall wear the uniform of the day. Mess attendants on board ship shall at all times wear the white jacket, with white or blue trousers, according to the prescribed uniform of the day. When leaving the ship they shall wear the same uniform as other enlisted men.

41. The jersey may be worn, by men for whom prescribed, as an outer garment from sunset until 8 a. m., either in place of the overshirt or jumper or over it. During the day the jersey may be prescribed as an outer garment for drills, exercises, or working parties on board ship, in boats, or on shore at a navy yard or naval station, to be worn in place of or over the overshirt or jumper. As an additional undergarment the jersey may be prescribed to be worn under the jumper or overshirt; and boatswain's mates, coxswains, quarter-

masters, signalmen, sentries, and others whose duties keep them exposed to the weather without sufficient exercise or work to keep them warm, and liberty men, may so wear it, night or day, even when not prescribed for the whole ship's company. At training stations the jersey shall be worn only as an outer garment, and only when prescribed. The jersey shall not show below the overshirt or jumper and shall never be worn without an undershirt, nor be tucked inside the trousers.

42. On July 1, 1913, the jersey will cease to be an article of uniform, except as above described, at the Newport and Great Lakes training stations; but may still be worn for athletics, except during the prescribed physical drill and training.

43. At sea and in isolated anchorages for target practice or similar service, when hot weather or other conditions render it desirable, the uniform of the day for enlisted men may be modified by omitting the jumper, chief petty officers leaving off the coat and wearing white shirts, with belts instead of suspenders for the trousers. This uniform will be indicated by signal, and particular care must then be taken that none but clean uniform undershirts are worn and that a neat appearance is preserved at mess. Jumpers will be resumed at the supper hour. All cooks, mess attendants, members of the guard, and persons that have occasion to enter officers' quarters shall not wear this uniform, and running steamers' crews will be exempted unless otherwise especially directed. A morning signal fixing the uniform the same as the day before will not apply to this variation; a new signal will be required for each day. Commanding officers may exempt such men from omitting the jumper or overshirt as they may think advisable, lest it be a hardship to some who, being off watch, for instance, have no work to perform; but in units, such as boats' crews or signalmen, all must be dressed alike.

44. Shoes, neatly blacked, shall always be worn with dress and undress, except that, with the latter, when the decks are wet or in hot climates or in boats, shoes may be dispensed with unless the men are to go ashore for any purpose. Shoes should be dispensed with whenever practicable in boats, all men in the crew being in uniform in this respect; but in steam or power boats the coxswain and engineer force may wear shoes while the others are barefoot. Tan leather shoes may be ordered for marines when in white trousers and shall be worn by them when in field dress, or when leggings are prescribed.

45. The watch cap may be worn at sea by men for whom prescribed, but not during day watches in port, except in foul or severe weather, cleaning, or refitting, if so ordered or permitted by the senior officer present, or coaling ship. It shall not be worn by chief petty officers, officers' stewards and cooks, bandmen, or marines.

46. Underclothing shall always be worn. Unless a particular weight of underclothing is prescribed, enlisted men may wear heavy, medium, or light, at discretion. No underclothing is regulation unless drawn from official sources.

47. Headgear shall be white by day when white is prescribed for any other portion of the uniform; except when white trousers are prescribed with dress uniform for the Navy, or special full dress or full dress for the Marine Corps. White caps or white trousers, or both, may be prescribed with service dress and undress uniforms, white caps being always worn when white trousers are prescribed with these uniforms. White caps shall not be worn with the navalevening dress coat or the Marine Corps blue mess jacket.

48. Overcoats may be ordered for officers or men, or both, when appropriate. When overcoats are worn, epaulets shall be dispensed with. Overcoats may be worn by officers and men, on or off duty, at sea or in port, on board their own ships, when the uniform of the day is service dress, unless overcoats are expressly ordered not to be worn; but when called to quarters, only the prescribed uniform shall be worn. Under similar conditions, overcoats may be ordered for a whole boat's crew, without reference to the senior officer present.

49. The overcoat prescribed for enlisted men (not chief petty officers) may be worn by officers on duty on board their own ships or at exercise in boats; but not by officers of the watch while colors are hoisted, except at sea or during general cleaning or coaling, nor by any officers at quarters for inspection or other ceremony. Stripes shall be worn on the sleeves as on the regular uniform overcoat.

50. Rain clothes, with or without rubber boots, may be worn by officers and men in foul weather, at sea or in port, including getting underway and coming to anchor, and also by whole boat's crews, unless specially ordered not to be worn. When the weather is too cold to go barefoot, men may wear rubber boots during wet weather or while washing down the deck, but rubber boots shall not be worn by the crews of steam or power boats.

51. Dungarees may be worn on board cruising vessels:

(a) By the engineer and dynamo room force while on duty.

(b) By gunner's mates, turret captains, electricians, mechanics, marines, and men regularly detailed as helpers or strikers in turrets or in care of machinery below decks, instead of white working dress while employed at work that would damage the white uniform.

(c) By the engineer crews of steamers and power boats.

(d) The necessity for the members of the marine detachment being issued dungarees is in the discretion of the commanding officer of the vessel to which the marines are attached.

Dungarees shall not be worn nor had in possession by other men.

52. Officers shall limit their wearing of dungarees to the actual requirements of duty. They shall not wear them for duty above decks for which worn blue or white clothing would suffice.

53. Dungarees shall be worn by officers and men as a complete suit, with the hat or cap prescribed for the day. They shall not be worn at mess, except by engineer and dynamo force about to go on watch and engineer crews of steamers, and then only when the dungaree suits are clean.

54. Torpedo and submarine vessels' crews shall wear dungaree suits instead of white undress while on board or in boats, and also on shore within the limits of a navy yard or station, except on Saturday afternoon and Sunday by men off duty. In other circumstances the restrictions of paragraph 51 apply.

55. All wearing apparel drawn from a pay officer or from the quartermaster's department of the Marine Corps shall be considered uniform.

56. Clothes made by the men for themselves, made by ship's tailors for them, or received by them from other than official sources, shall conform strictly in material, pattern, and making-up to those issued by the Government; and no devices for blue or white caps, rating badges, distinguishing marks, apprentice marks, service stripes, braids, or cap ribbons, other than those issued by the Government, are to be used by enlisted men under any circumstances. Fancy stitchings and embroidery are forbidden. Enlisted men of the Marine Corps shall wear only clothing and equipment drawn from the quartermaster's department of the Marine Corps, except in case of wreck, fire, or other great emergency, when it becomes absolutely necessary to purchase clothing from other sources, in which case the clothing so purchased shall conform as nearly as possible to that prescribed in these regulations. All clothing not drawn from Government sources shall be inspected by the division officer before being worn.

57. Standard samples of every article of enlisted men's uniforms shall be kept at the naval clothing factory, or in the quartermaster's department of the Marine Corps. The articles issued to ships shall conform in every respect to the standard samples, and no change shall be permitted without the sanction of the Secretary of the Navy. Pay officers of ships will be supplied with a set of paper patterns of sizes 3 and 5 of the overshirt, and 4, 8, and 12 of the trousers, for the use of enlisted men in making clothing.

58. The clothes, arms, military outfits, and accouterments furnished by the United States to any enlisted person in the Navy or Marine Corps, or required by such persons as a part of their prescribed uniforms or outfits, shall not be sold, bartered, exchanged, pledged, loaned, nor given away, except by competent authority therefor.

59. No transfer or exchange of clothing shall be made without the authority of the commanding officer. When clothing belonging to deserters is sold, the name of the deserter shall be obliterated with a stamp marked "D C," and the purchaser's name shall be placed upon it as soon as possible.

60. The executive officer of a ship shall see that officers commanding divisions keep correct lists of their men's clothing and have necessary requisitions made out, and that they are careful in the inspection of their divisions, their clothing, and their bedding. He shall prepare a dress board on which will be indicated the uniform of the crew, and place it in a conspicuous position on board.

61. Whenever recruits are received on board a receiving ship or at a training station they shall be required at once to have their hair cut, bathe, and report for physical examination. Upon the completion of the examination, should the recruits qualify, commanding officers shall have the outfit of clothing issued to each and carefully marked. Commanding officers shall not allow recruits to keep on board any article of clothing not authorized by regulations except such underclothing in good condition as may be worn at the time of enlistment. All other citizens' clothing must be disposed of as the recruit may desire. Clothing or small stores shall not be issued to recruits without the written order of the commanding officer.

62. Officers of divisions shall take especial care that all outer and under clothing, overcoats, caps, hats, and bedding of the men are in accordance with the prescribed uniform in respect to quality, pattern, and color, and that every article is properly marked in accordance with these regulations. They shall see that all materials drawn are used for the purpose required; that all clothing is neatly made, marked, and kept in order, and that none of it is sold; that the men are neat in person and clothing, and provided with regulation knives and lanyards; and that underclothing is worn at all times unless dispensed with by order of the captain. All work done by the ship's tailor shall be submitted to the division officer for inspection and approval before it is accepted or any payment made therefor.

63. Copies of all parts of these regulations necessary for the purpose shall be posted in places where they may be consulted at all times by enlisted men.



## CHAPTER 2.

### OCCASIONS ON WHICH EACH UNIFORM IS TO BE WORN.

64.

#### OFFICERS.

<ol style="list-style-type: none"> <li>1. State occasions, at home or abroad.</li> <li>2. Receiving or being received by the President, an ex-President, the Vice President, or the Secretary of the Navy of the United States, or the sovereign, chief executive, or ruler of any country, or any member of a royal family, or an ambassador of the United States or of any country, at home or abroad.</li> <li>3. At ceremonies, solemnities, or entertainments, when desirable to do special honor to the occasion.</li> <li>4. At general inspection on the first Saturday in the month. In inclement weather, service dress may be prescribed.</li> </ol>	<p><i>Navy</i>.—Special full dress, or white special full dress.  <i>Marine Corps</i>.—Special full dress (with full-dress trousers, if in line with troops), or white special full dress.</p>
<ol style="list-style-type: none"> <li>5. First visits to officers of flag rank, or exchanging visits of ceremony with foreign official.</li> <li>6. Ceremonies, solemnities, or entertainments where dress uniform is not sufficient.</li> </ol>	<p><i>Navy</i>.—Full dress, or white full dress.  <i>Marine Corps</i>.—Special full dress (with full-dress trousers, if in line with troops), or white full dress.</p>
<ol style="list-style-type: none"> <li>7. Reception of—               <ol style="list-style-type: none"> <li>a Assistant Secretary of the Navy.</li> <li>b Member of the President's Cabinet other than the Secretary of the Navy.</li> <li>c Chief Justice of the United States.</li> <li>d Governor general of islands or groups of islands occupied by the United States, visiting a ship or station officially within the waters or limits of his government.</li> <li>e Governor of one of the States or Territories of the United States, visiting a ship or station within the waters or limits of his government.</li> <li>f President of the Senate.</li> <li>g Speaker of the House of Representatives.</li> <li>h Committee of Congress.</li> <li>i Envoy extraordinary and minister plenipotentiary, minister resident, or other diplomatic representative of or above the rank of chargé d'affaires, within the waters of the nation to which he is accredited.</li> <li>j Flag officer going aboard his flagship to assume command; also when he relinquishes command.</li> </ol> </li> <li>8. First visit in port to commanding officers, and ordinary occasions of duty and ceremony on shore.</li> <li>9. At Saturday morning inspections, except the first in the month. In inclement or hot weather, service dress or white service dress may be prescribed; in either case with swords.</li> </ol>	<p><i>Navy</i>.—Dress, or white dress.  <i>Marine Corps</i>.—Special full dress (with full-dress trousers, if in line with troops), or white undress.</p>

<p>10. Reporting for duty. 11. Serving as a member of, or witness before, a court or board, except a board of survey.</p>	<p><i>Navy.</i>—Undress, or white undress. <i>Marine Corps.</i>—Undress, white undress, or field dress.</p>
<p>12. Upon occasions of special ceremony, by officers on duty with enlisted men under arms on shore, when the uniform prescribed for other officers is special full dress or full dress.</p>	<p><i>Navy.</i>—Undress with leggings, or white undress with leggings. <i>Marine Corps.</i>—Full dress, or white undress. (Leggings shall never be worn with full dress.)</p>
<p>13. Visiting foreign officers other than commanding officers. 14. At informal daytime receptions, to which officers are invited in their official capacity, when frock coats are appropriate.</p>	<p><i>Navy.</i>—Undress, or white undress, without swords. <i>Marine Corps.</i>—Undress, or white undress, without swords.</p>
<p>15. At all times not otherwise provided for.</p>	<p><i>Navy.</i>—Service dress (or white service dress when suitable). <i>Marine Corps.</i>—Undress (or white undress when suitable) without swords.</p>
<p>16. On duty with enlisted men under arms ashore, except as specified in No. 12.</p>	<p><i>Navy.</i>—Service dress, blue or white, as prescribed, and leggings, with swords (or revolvers, or both). <i>Marine Corps.</i>—Undress, or field dress, with or without leggings, as prescribed; revolvers also if prescribed.</p>
<p>17. When prescribed by the senior officer present. 18. At the option of and under restrictions imposed by the commanding officer, when the uniform of the day is white service dress; to be worn only by officers on board their own ship, or at exercise in boats.</p>	<p><i>Navy.</i>—White service dress, with blue trousers. <i>Marine Corps.</i>—White undress, with blue undress trousers, without swords.</p>
<p>19. Ceremonies in the evening to which officers are invited in their official capacity, such as public balls, dinners, and evening receptions. In hot weather, and in other circumstances where appropriate, dinner dress may be prescribed.</p>	<p><i>Navy.</i>—Evening full dress. <i>Marine Corps.</i>—Special full dress, or mess dress.</p>
<p>20. At informal evening occasions to which officers are invited in their official capacity. In hot weather, or in other circumstances where appropriate, mess dress may be prescribed. 21. At dinner, when not at sea, on board saluting ships, for officers for whom the evening dress coat is prescribed. When the uniform of the day has been white, mess dress may be substituted by the commanding officer.</p>	<p><i>Navy.</i>—Evening dress. <i>Marine Corps.</i>—Mess dress.</p>
<p>22. On occasions of ceremony, as in No. 19, or in hot weather and other circumstances where appropriate, as a substitute for uniform C.</p>	<p><i>Navy.</i>—Dinner dress. <i>Marine Corps.</i>—Mess dress, with white mess jacket.</p>
<p>23. On ordinary social occasions in the evening to which officers are invited in their official capacity, and where hot weather and other circumstances make it appropriate.</p>	<p><i>Navy.</i>—Mess dress. <i>Marine Corps.</i>—Mess dress, with white mess jacket.</p>
<p>24. When authorized under No. 21 by the commanding officer.</p>	<p>White trousers may be prescribed for both Navy and Marine Corps.</p>

65. Uniforms to be designated when officers of the Army, Navy, and Marine Corps are together:

Designation of uniform.	Composition of uniforms for—		
	Army.	Navy.	Marine Corps.
Uniform A.....	Full dress....	Special full dress, or white special full dress.	Special full dress (with full-dress trousers if in line with troops), or white special full dress.
Uniform B.....	Dress.....	Undress, or white undress.	Undress, or white undress.
Uniform C.....	Full dress or evening dress.	Evening full dress; or evening full dress without swords or belts, and with blue caps; or dinner dress.	Special full dress, or mess dress.

66. At the White House or at an entertainment given in honor of the President, one of the uniforms above shall be worn, as designated; but if none be designated, then uniform shall be worn in accordance with the following:

- For state dinners..... Uniform A.
- For informal, small dinners..... Uniform C.
- Evening musicale or dance..... Uniform C.
- New Year's and all other state receptions, whether in the daytime or in the evening..... Uniform A.
- All other daytime functions, until 6 p. m..... Uniform B.

67. When officers of the Army and officers of the Navy and Marine Corps, or either, are in attendance together elsewhere than at the White House, one of the three above uniforms shall be designated by the senior officer present, in accordance with the general plan prescribed in the preceding paragraph.

68. ENLISTED MEN.

Occasion.	Uniform for—	
	Navy.	Marine Corps.
1. Occasions of ceremony, parades, or reviews, unless otherwise ordered.	Dress.....	Dress.
2. On liberty or leave.....	do.....	Dress or summer field dress. <sup>1</sup>
3. On ordinary occasions, either on or off duty.	Undress.....	Dress or field dress.
4. At battery drills, and by details of men or individuals engaged in work for which this dress is necessary.	Working dress....	Field dress.
5. Physical and battery drills, boat exercise under oars, handling stores or ammunition alongside, when prescribed.	Undress, without jumpers.	Field dress, without coats, with flannel shirts.
6. In the Tropics in isolated anchorages, or at sea, when prescribed.	White undress, without jumpers.	Dress or field dress, without coats.

<sup>1</sup> The winter field uniform shall not be worn by enlisted men on liberty or leave, except in the case of expeditionary forces where the men do not carry dress uniform with them.

69. Winter or summer field dress shall be worn by officers and men of the Marine Corps, when prescribed by competent authority, in the field, in garrison, at drills and maneuvers ashore, or when serving afloat. Marine detachments of ships shall wear the corresponding field cap when field dress is worn on board ship or on liberty.

70. (1) The uniform of the day or for any special occasion shall be designated by means of the phrases given below in paragraphs 3 and 4 of this article, which represent all authorized combinations of uniforms. In setting the uniform the order shall prescribe them in the following sequence, except that signals may be made simultaneously if desired:

- (a) Uniform for officers of the Navy.
- (b) Uniform for officers of the Marine Corps.
- (c) Uniform for chief petty officers (and men wearing similar clothing) if different from that for other enlisted men of the Navy.
- (d) Uniform for enlisted men of the Navy.
- (e) Uniform for enlisted men of the Marine Corps.
- (f) Uniform for bandsmen if different from that for other enlisted men of the Navy.

(2) When white uniforms, or uniforms any part or parts of which are white, are designated, they shall be so prescribed that officers and men of all branches shall be similarly clothed, as far as practicable.

### CHAPTER 3.

#### GENERAL REGULATIONS GOVERNING UNIFORMS OF OFFICERS AND ENLISTED MEN OF THE MARINE CORPS.

71. At marine barracks and posts there shall be a bulletin board showing the uniform of the day for officers and enlisted men.

72. Officers shall not wear patent leather or enameled leather shoes when on duty in line with troops.

73. Officers shall not wear white shoes when on duty in line with troops, except when, on board ship, such shoes are prescribed as a part of the uniform.

74. The officer of the day and the officer of the guard shall wear the sword, unless otherwise prescribed.

75. Officers on duty in line with troops under arms shall wear the sword, unless otherwise prescribed.

76. Officers shall wear gloves when swords are worn, unless otherwise prescribed, except with summer field dress, with which uniform gloves will not be worn.

77. Whenever special full dress or full dress is worn by officers, the full-dress sword belt shall be worn, whether swords are prescribed or not. When the sword is not worn the sword slings will be joined together by the snap hooks and allowed to hang, forming one loop.

78. (1) An officer detailed as an aid-de-camp shall wear aiguillettes with special full dress, full dress, mess dress, and undress uniforms when he accompanies the officer on whose staff he serves or when he represents that officer in an official capacity; and he shall wear the device prescribed for aids-de-camp with all uniforms.

(2) Line officers detailed as post, regimental, or battalion quartermasters may wear the device of the Quartermaster's Department as described in paragraph 167.

(3) Officers detailed for duty in the different staff departments for four-year periods will wear during such detail their line uniforms, with the following modifications:

(a) The insignia of the department in which serving will be worn wherever prescribed for staff officers, replacing the corps device where necessary.

(b) The shoulder knots will be worn with the special full dress as well as full dress, as epaulets are not worn by staff officers.

(c) The aiguillettes prescribed for aids-de-camp shall be worn, and in the same manner, with the full dress and mess dress.

79. Officers detailed as aids at the White House shall wear aiguillettes with special full dress, full dress, mess dress, and undress uniforms when on duty at the White House.

80. A retired officer with a brevet commission, either in the regular or volunteer service, may wear the uniform of his highest brevet rank.

81. (1) Officers serving under acting commissions in time of war shall not be required to have uniforms other than undress and field dress.

(2) The uniform and equipment for pay clerks of the Marine Corps, when serving with troops, shall be the same as the summer and winter field dress prescribed for second lieutenants of the Marine Corps, except that swords shall not be worn. The Marine Corps device shall be worn on the cap or hat only, and the device of the Paymaster's Department, Marine Corps, shall be worn on the collar of the coat or shirt. Revolvers or pistols shall be worn when ordered.

82. The sword, sword belts, belt plate, and sword knots for the leader of the band shall be the same as those prescribed for officers.

83. Sergeants major and quartermaster sergeants shall wear their swords slung in the manner prescribed for commissioned officers. They shall wear pistols in tan leather holsters when prescribed. Clothing rolls will be issued to them in lieu of knapsacks.

84. When in charge of troops, first sergeants, gunnery sergeants, and sergeants shall wear noncommissioned officers' swords, with the scabbard attached to the belt by means of the prescribed frog. The frog shall be of white leather for the white belt, and of tan leather for the tan leather belt. They shall wear pistols in tan leather holsters when prescribed.

85. When not in charge of troops, first sergeants, gunnery sergeants, and sergeants shall be armed and equipped in the same manner as corporals and privates.

86. Corporals and privates shall be armed with the rifle, and shall wear white leather belts, tan leather belts, or woven cartridge belts as may be prescribed.

87. The rifle sling shall be of tan leather, and shall be attached to the rifle.

88. Swords for noncommissioned officers may be dispensed with when in the field when so ordered.

89. Belt plates for enlisted men shall be of plain brass, excepting those for sergeants major, quartermaster sergeants, drum major, and the second leader of the band, which shall be of the same pattern and size as those for commissioned officers, omitting the silver from the ornamentation.

90. The amount and kind of uniform clothing with which each enlisted man of the Marine Corps is provided shall depend upon the nature of his duties.

91. Dungarees of the prescribed pattern may be worn by engineers, firemen, and men engaged as artisans while actually at work, at barracks and shore stations.

92. When an applicant is received at a recruit depot he shall be required to bathe at once and to have his hair cut, and shall then be examined by the recruiting officer. Upon the receipt of his enlistment papers he shall undergo the required physical examination and, if found qualified, his enlistment shall be completed as soon as possible. After the completion of his enlistment the necessary outfit of clothing shall be issued to him and each article shall be marked in accordance with these regulations. After this outfit has been issued to the recruit all of his clothing not strictly in accord with these regulations shall be disposed of as he may desire.

93. The commanding officer of a marine barracks or of a Marine Corps organization serving on shore, except when in a foreign country, may permit enlisted men to wear civilian's clothing when on leave, on furlough, or on liberty; and men to whom this privilege is granted may be allowed to keep such civilian's clothing in their possession at barracks or shore stations.

(a) The following uniforms are prescribed for warrant officers of the Marine Corps:

Undress.

White undress.

Summer field dress.

Winter field dress.

They will be the same as prescribed for a second lieutenant with the following modifications: The collar device and the sword knot will not be worn.

The undress trousers for quartermaster clerks will be the same as prescribed for "All officers of the staff."

Warrant officers will wear the prescribed device of silver on the collar of the undress and white undress and of bronze on the summer field and winter field coats and on the shoulder straps of the overcoat and on the collar of the flannel shirt when the coat is not worn.

CHAPTER 4.

DESCRIPTION OF THE SEVERAL UNIFORMS OF OFFICERS OF  
THE MARINE CORPS.

94.

Rank.	Garments, etc., composing uniform.
<p>Major General Commandant.... (Plate 1.)</p>	<p style="text-align: center;">SPECIAL FULL DRESS.</p> <p>Full-dress coat. Special full-dress trousers. (White undress trousers may be prescribed.) Chapeau. (Full-dress cap may be prescribed.) Sash. Sword. Full-dress sword belt. Full-dress sword knot. Epaulets. White shirt, collar, and cuffs. White gloves. Black shoes. Medals and badges. When mounted, full-dress breeches, full-dress cap, white leather gloves, black boots, and spurs shall be worn.</p>
<p>All officers of the line..... (Plate 2.)</p>	<p>Cloak may be prescribed. Full-dress coat. Special full-dress trousers when not in line with troops; full-dress trousers when in line with troops. (White undress trousers may be prescribed on either occasion.) Full-dress cap. Sword. Full-dress sword belt. Full-dress sword knot. Epaulets. White shirt, collar, and cuffs. White gloves. Black shoes. Medals and badges. When mounted, full-dress breeches, white leather gloves, black boots, and spurs shall be worn.</p>
<p>All officers of the staff..... (Plate 3.)</p>	<p>Cloak may be prescribed. Full-dress coat. Special full-dress trousers when not in line with troops; full-dress trousers when in line with troops. (White undress trousers may be prescribed on either occasion.) Full-dress cap. (Chapeau may be prescribed for indoor functions.) Sword. Full-dress sword belt. Full-dress sword knot. Shoulder knots.</p>



Rank.	Garments, etc., composing uniform.
<b>All officers of the staff (contd).</b>	<p style="text-align: center;"><b>SPECIAL FULL DRESS—continued.</b></p> <p>Aiguillettes.                      White shirt, collar, and cuffs.                      White gloves.                      Back shoes.                      Medals and badges.                      When mounted, full-dress breeches, full-dress cap, white leather gloves, black boots, and spurs shall be worn.                      Cloak may be prescribed.</p>
<b>All officers.....</b>	<p style="text-align: center;"><b>WHITE SPECIAL FULL DRESS.</b></p> <p>White undress coat.                      White undress trousers.                      White cap.                      White shoes.                      White gloves.                      Sword.                      Full-dress sword belt.                      Full-dress sword knot.                      Medals and badges.</p>
<b>Major General Commandant....</b>	<p style="text-align: center;"><b>FULL DRESS.</b></p> <p>Full-dress coat.                      Full-dress trousers. (White undress trousers may be prescribed.)                      Chapeau. (Full-dress cap may be prescribed.)                      Sash.                      Sword.                      Full-dress sword belt.                      Full-dress sword knot.                      Shoulder knots.                      White gloves.                      White shirt, collar, and cuffs.                      Black shoes.                      Medals and badges.                      When mounted, full-dress breeches, full-dress cap, white leather gloves, black boots, and spurs shall be worn.                      Cloak may be prescribed.                      Overcoat may be prescribed, in which case the undress coat instead of the full-dress coat will be worn.</p>
<b>All officers of the line..... (Plate 4.)</b>	<p>Full-dress coat.                      Full-dress trousers. (White undress trousers may be prescribed.)                      Full-dress cap.                      Sword.                      Full-dress sword belt.                      Full-dress sword knot.                      Shoulder knots.                      White gloves.                      White shirt, collar, and cuffs.                      Black shoes.                      Medals and badges.                      When mounted, full-dress breeches, white leather gloves, black boots, and spurs shall be worn.                      Cloak may be prescribed.                      Overcoat may be prescribed, in which case the undress coat instead of the full-dress coat will be worn.</p>

Rank.	Garments, etc., composing uniform.
All officers of the staff.....	<p style="text-align: center;"><b>FULL DRESS—continued.</b></p> <p>Full-dress coat.                      Full-dress trousers. (White undress trousers may be prescribed.)                      Full-dress cap. (Chapeau may be prescribed for indoor functions.)                      Sword.                      Full-dress sword belt.                      Full-dress sword knot.                      Shoulder knots.                      Aiguillettes.                      White gloves.                      White shirt, collar, and cuffs.                      Black shoes.                      Medals and badges.                      When mounted, full-dress breeches, full-dress cap, white leather gloves, black boots, and spurs shall be worn.                      Cloak may be prescribed.                      Overcoat may be prescribed in which case the undress coat instead of the full-dress coat will be worn.</p>
All officers.....	<p style="text-align: center;"><b>WHITE FULL DRESS.</b></p> <p>White undress coat.                      White undress trousers.                      White cap.                      White shoes.                      White gloves.                      Sword.                      Full-dress sword belt.                      Full-dress sword knot.                      Ribbons of medals and badges.</p>
All officers..... (Plates 7, 8.)	<p style="text-align: center;"><b>UNDRESS.</b></p> <p>Undress coat.                      Undress trousers. (White undress trousers may be prescribed.)                      Undress cap. (White cap may be prescribed, and shall be worn with white trousers.)                      Sword.                      Undress sword belt.                      Undress sword knot.                      White gloves.                      White shirt, collar, and cuffs.                      Black shoes. (White shoes shall be worn with white trousers, except when in line with troops on shore. Tan leather shoes shall be worn with leggings.)                      Ribbons of medals and badges.                      When mounted, undressed breeches, white or tan leather gloves as prescribed, black boots, and spurs shall be worn.                      Cloak may be prescribed, except when in line with troops.                      Overcoat may be prescribed when appropriate and when prescribed tan-leather gloves will be worn.                      Undress without swords or gloves may be prescribed by the senior officer present as the uniform of the day and on appropriate occasions specified in these regulations.</p>

Rank.	Garments, etc., composing uniform.
<p>All officers..... (Plate 10.)</p>	<p style="text-align: center;">WHITE UNDRRESS.</p> <p>White undress coat.            White undress trousers. (Undress trousers may be prescribed.)            White cap.            Sword.            Undress sword belt.            Undress sword knot.            White gloves.            White shoes, except when in line with troops on shore. (Black shoes shall be worn with undress trousers.)            Ribbons of medals and badges.            White undress without swords or gloves may be prescribed by the senior officer present as the uniform of the day and on appropriate occasions as specified in these regulations.</p>
<p>All officers..... (Plates 5, 6.)</p>	<p style="text-align: center;">MESS DRESS.</p> <p>Mess jacket. (White mess jacket may be prescribed.)            Special full-dress trousers. (White mess-dress trousers may be prescribed with white mess jacket.)            Mess dress waistcoat.            Shoulder knots with blue mess jacket only. (With aiguillettes for staff officers.)            Full-dress cap. (Undress cap may be prescribed and the white cap shall be worn with the white mess jacket.)            White dress shirt, collar, and cuffs.            White gloves when appropriate.            Black silk necktie.            Black patent leather shoes without tips. (White shoes may be prescribed with white trousers.)            Ribbons of medals and badges.            Cloak may be prescribed.</p>
<p>All officers..... (Plate 11.)</p>	<p style="text-align: center;">SUMMER FIELD DRESS.</p> <p>Summer field coat.            Summer field breeches. (Summer field trousers shall be worn when leggings or boots are not worn.)            Leggings. (Tan leather boots may be prescribed for mounted officers.)            Field hat. (Summer field cap may be prescribed and it shall be worn when serving on board ship.)            Tan leather shoes. (Tan leather boots may be prescribed for mounted officers.)            Ribbons of medals and badges.            Sword.            Undress sword belt.            Undress sword knot.            When mounted, spurs shall be worn.            Pistol belt, with suspender (when prescribed).</p>

Rank.	Garments, etc., composing uniform.
<p>All officers..... (Plate 12.)</p>	<p style="text-align: center;">WINTER FIELD DRESS.</p> <p>Winter field coat.            Winter field breeches. (Winter field trousers shall be worn when leggings or boots are not worn.)            Leggings. (Tan leather boots may be prescribed for mounted officers.)            Field hat. (Winter field cap may be prescribed and it shall be worn when serving on board ship.)            Haversack (when prescribed).            Tan leather gloves. (When gloves are prescribed.)            Tan leather shoes. (Tan leather boots may be prescribed for mounted officers.)            Ribbons of medals and badges.            Sword.            Undress sword belt.            Undress sword knot.            Overcoat may be prescribed when appropriate.                When mounted, spurs and tan leather gloves shall be worn.                When not in the field a white shirt, collar, and cuffs shall be worn with this uniform.                In the field the flannel shirt shall be worn.</p> <p>In the field, or at drills or at exercises when it would be appropriate, the flannel shirt may be prescribed in place of the winter or summer field coat, in which case the trousers or breeches shall be worn without suspenders, the trousers belt shall be worn, the field scarf shall be worn, and the collar of the shirt shall be worn turned down with the proper insignia of rank on the collar on each side, 1 inch from the front edge.</p>

## CHAPTER 5.

### DESCRIPTION OF GARMENTS AND ARTICLES OF EQUIPMENT OF OFFICERS OF THE MARINE CORPS.

#### FULL-DRESS COAT.

95. *Major General Commandant.*—(Pl. 1.) The full-dress coat shall be a double-breasted frock coat with standing collar, of dark-blue cloth lined with black silk, skirt extending to 1 inch below the crotch, having two rows of 40-ligne Marine Corps buttons on the front from the collar bone to the waist, nine buttons in each row, the distance between the rows being from 7 to 9 inches at the top and from 3 to 5 inches at the waist, distances measured from centers of buttons, and the buttons in each row being arranged in sets of three, the distances between these sets of buttons being equal to twice the distance between the buttons in each set.

The collar shall be of dark-blue velvet, either  $1\frac{1}{2}$  or 2 inches high; embroidered all the way round with gold oak leaves in the prescribed design; the corners in front being square with hooks and eyes at top and bottom, and joined to the body of the coat close to the neck in such manner that the collar shall be upright and fit the neck closely. (See Pl. 37.)

There shall be two pockets in the folds of the skirt at the back, each pocket having a three-pointed side edge in the fold of the skirt piped with scarlet cloth  $\frac{1}{2}$  inch wide, the upper point being at the waist, the lower point being  $3\frac{1}{2}$  inches from the bottom of the coat, and the central point being midway between the other two, with one 40-ligne Marine Corps button at each point.

The cuffs shall be of dark-blue velvet, 4 inches deep from the bottom of the sleeve, surmounted on the upper side of the sleeve by a three-pointed strap of dark-blue velvet 8 inches long and  $3\frac{1}{2}$  inches wide, the cuffs and straps bearing the prescribed ornamentation in gold embroidery, and there shall be a 27-ligne Marine Corps button in the angle of each point of the strap. (See Pl. 26.)

The shoulders of the coat shall be fitted with metal attachments for securing epaulets and shoulder knots.

(a) *Brigadier generals of the line.*—The full-dress coat shall be the same as prescribed for the Major General Commandant, except that there will be eight buttons in each row, placed in pairs, and the collar and sleeve ornamentations shall be those prescribed for brigadier generals. (Pl. 26-a.)

(b) *Brigadier generals of the staff.*—The full-dress coat shall be the same as prescribed for all officers of the staff, omitting all scarlet piping and substituting cuffs and collar of dark-blue velvet. The collar and sleeve ornamentations to be those prescribed for brigadier generals. (Pl. 26-a.)

96. *All officers of the line.*—(Pls. 2, 4.) The full-dress coat shall be a double-breasted frock coat with standing collar, of dark-blue cloth lined with black silk, skirt extending to 1 inch below the crotch, having two rows of 40-ligne Marine Corps buttons on the front from the collar bone to the waist, eight buttons in each row, the distances between the rows being from 7 to 9 inches at the top and from 3 to 5 inches at the waist, distances measured from centers of buttons, the buttons in each row being equally spaced.

The collar shall be either  $1\frac{1}{2}$  or 2 inches high, the corners in front being square with hooks and eyes at the top and bottom, and joined to the body of the coat close to the neck in such manner that the collar shall be upright and fit the neck closely. The top and front edges of the collar shall be piped with scarlet cloth  $\frac{1}{2}$  inch wide, and the collar shall be covered with Marine Corps gold lace extending from the lower edge of the piping at the top to the seam at the base, the  $1\frac{1}{2}$ -inch collar being trimmed with No. 3 Marine Corps gold lace  $1\frac{1}{2}$  inches wide, and the 2-inch collar being trimmed with No. 1 Marine Corps gold lace  $1\frac{1}{2}$  inches wide. At a distance of  $\frac{1}{2}$  of an inch below this gold lace there shall be a tracing braid of No. 9 Marine Corps gold lace  $\frac{1}{2}$  of an inch wide extending all around the neck and turned up at the front edges of the collar to meet the gold lace trimming of the collar. (See Pl. 38.)

There shall be two pockets in the folds of the skirt at the back, each pocket having a three-pointed side edge in the fold of the skirt piped with scarlet cloth  $\frac{1}{2}$  inch wide, the upper point being at the waist, the lower point being  $3\frac{1}{2}$  inches from the bottom of the coat, and the central point being midway between the other two, with one 40-ligne Marine Corps button at each point.

The shoulders of the coat shall be fitted with metal attachments for securing epaulets and shoulder knots.

97. The sleeves of this coat shall be ornamented with the prescribed design according to rank, as follows (see Pls. 26 to 36):

*Colonel.*—The sleeve ornament shall be of gold lace and braid placed upon scarlet cloth, in the shape of a chevron on the upper sleeve, the lower ends of which shall extend around the under sleeve and join; the lace being No. 3 Marine Corps gold lace  $1\frac{1}{2}$  inches wide, trimmed on each side with No. 9 Marine Corps gold tracing braid  $\frac{1}{2}$  inch wide laid on in double overhand loops  $\frac{1}{2}$  of an inch in diameter at a distance of  $\frac{1}{2}$  inch from the gold lace, except at the point of the chevron and in the lower angle of the chevron. At the point of the

chevron the tracing braid shall form a double knot surmounted by a loop, according to the prescribed pattern. In the lower angle of the chevron the tracing braid shall form eight loops, four on each side, ending in a twisted loop  $\frac{3}{8}$  of an inch wide at the widest part. The dimensions of the ornament shall be as follows:

From point of gold-lace chevron to bottom of cuff,  $8\frac{3}{8}$  inches; length of gold lace at vertical seam in front, 4 inches; bottom edge of gold lace at side from bottom of sleeve,  $1\frac{5}{8}$  inches; bottom of ornament at center, from bottom of cuff,  $\frac{1}{8}$  inch; width of horizontal loops at the point of the chevron, 3 inches from outside edge of braid; upper loops  $2\frac{1}{2}$  inches from outside edge of braid; vertical height of lower loops,  $\frac{3}{4}$  inch; vertical height of upper loops,  $1\frac{7}{8}$  inches; width of extreme top loop,  $\frac{7}{8}$  inch; top of ornament from bottom of cuff,  $12\frac{1}{2}$  inches.

The scarlet-cloth backing of the gold ornamentation shall show  $\frac{1}{8}$  inch between the gold lace and the tracing braid trimming on the edges and on the inside of the loops above the point of the chevron and in the lower angle of the chevron. (Pl. 28.)

*Lieutenant colonel.*—The sleeve ornament shall be the same as that for colonel, except that the knot over the point of the chevron shall be in the form of three loops, one vertical and two horizontal, the horizontal loops being rounded at the ends and the vertical loop being pointed at the top. The width of the horizontal loops shall be  $2\frac{1}{2}$  inches from point to point, measuring from the outside of the gold tracing braid, and the height of the vertical loop shall be  $2\frac{1}{2}$  inches from the outside of the gold tracing braid. The vertical height of the horizontal loops shall be  $\frac{1}{8}$  of an inch, and the width of the vertical loop  $\frac{7}{8}$  inch at the widest part. The vertical height of this ornament shall be  $11\frac{9}{8}$  inches from bottom of cuff. (Pl. 30.)

*Major.*—The sleeve ornament shall be the same as that for lieutenant colonel, omitting the three loops over the point of the chevron and substituting therefor the double overhand loops of tracing braid, one of which shall be placed at the extreme point of the chevron to give it a pointed effect. (Pl. 32.)

*Captain.*—The sleeve ornament shall be a knot of No. 8 Marine Corps gold tubular braid  $\frac{3}{8}$  inch wide of the prescribed design on scarlet cloth on the upper sleeve. On both edges of this tubular braid throughout the knot there shall be placed a tracing braid of No. 9 Marine Corps gold lace  $\frac{1}{8}$  inch wide. The tubular braid and the edging tracing braid shall be carried from the bottom of the knot evenly around the entire sleeve. Around the outer edge of the whole knot and on both sides of the accompanying strip around the sleeve there shall be placed at a distance of  $\frac{1}{8}$  inch rows of abutting double overhand loops  $\frac{1}{2}$  of an inch in diameter, made of No. 9 Marine Corps gold lace, except in the angle at the bottom of the knot, where the tracing braid shall be worked in the prescribed design. The scarlet

cloth shall show through the interstices of the knot and between the knot and the rows of overhand loops around the edges.

The dimensions of the ornament shall be as follows; Height of complete ornament from the bottom of the sleeve,  $11\frac{1}{2}$  inches; height of knot from angle at bottom to top,  $8\frac{1}{2}$  inches; width of knot at widest point,  $5\frac{1}{2}$  inches; the diamond at the center of the knot being about  $\frac{7}{8}$  of an inch high and  $\frac{5}{8}$  of an inch wide; the angle at the bottom of the knot being 3 inches from the bottom of the sleeve; the lowest point of the ornament being  $\frac{1}{2}$  of an inch from the bottom of the sleeve; and the bottom of the braid at the sides of the sleeve being 2 inches from the bottom of the sleeve. (Pl. 34.)

*First lieutenant.*—The sleeve ornament shall be the same as that prescribed for captain, omitting the rows of double overhand loops of tracing braid around the edges of the knot and braid around the sleeve. (Pl. 35.)

*Second lieutenant.*—The sleeve ornament shall be the same as that prescribed for first lieutenant, omitting the design in the angle at the bottom of the knot. (Pl. 36.)

*Warrant officers.*—The sleeve ornament for the overcoat shall consist of a strip of mohair braid  $\frac{3}{4}$  of an inch wide of the same color as the coat. The ends of the braid shall join at the back of the sleeve and passing around the sleeve 2 inches from bottom at seam and extending diagonally shall cross and form on front of sleeve an elongated figure "8"; the top point of top of loop shall be  $10\frac{1}{4}$  inches from bottom of sleeve. The inside of lower loop of the figure "8" shall be  $3\frac{1}{4}$  inches high by  $1\frac{1}{4}$  inches wide; the upper loop, inside, to be 2 inches high by  $1\frac{1}{4}$  inches wide. (Pl. 36-a.)

98. *All officers of the staff.*—(Pl. 3.) The full-dress coat shall be a single-breasted dark-blue cloth tunic lined with black silk, skirt extending to 1 inch below the crotch; with eight 40-ligne Marine Corps buttons placed at equal distance down the front, the upper button being  $\frac{1}{2}$  of an inch from the collar and the lower button at the waist; the skirt being closed behind and there trimmed as is the full-dress coat of officers of the line of the corps, omitting the pockets in the folds of the skirt; the cuff ornaments being of the same character and design as for full-dress coat of officers of the line of corresponding grade, omitting the scarlet cloth, the tracing braid being close against the lace of the chevron or knot, and the design at the lower angle of field officers' chevron being made solid, and of five loops instead of four.

The total height of the sleeve ornament from the bottom of the sleeve shall be for a colonel, 12 inches; for a lieutenant colonel,  $11\frac{1}{8}$ ; for a major,  $8\frac{7}{8}$ ; for a captain, 11 inches; the distance from the bottom of the cuff to the gold lace at sides of the sleeve ornament for a



field officer being  $\frac{7}{8}$  inch; for a captain 2 inches. The collar shall be of the same description and dimensions as that prescribed for officers of the line, except that in the center of the back the tracing braid shall be formed into one vertical loop and two horizontal loops, the horizontal loops being  $2\frac{1}{4}$  inches in length, measuring from the outside edges of tracing braid, and the vertical loop being  $1\frac{1}{4}$  inches in length from outside edges of braid; the horizontal loops being  $\frac{3}{8}$  of an inch wide and the vertical loops  $\frac{7}{8}$  of an inch wide. (Pl. 38.) The front and bottom edges of the skirt of the coat to be piped with  $\frac{1}{2}$  inch scarlet cloth in the same manner as the collar. The shoulders of the coat shall be fitted with metal attachments for securing shoulder knots.

Shoulder knots and aiguillettes shall be worn with special full-dress and full-dress.

#### MESS JACKET. (Pls. 5, 6.)

99. *All officers.*—The mess jacket shall be a round shell jacket of dark-blue cloth lined with scarlet silk, the lining extending to the edges of the coat at the front and bottom. At the sides the coat shall extend to the points of the hip bones, and from there shall curve slightly to points at the front and in the center of the back. On the right side of the front,  $\frac{1}{2}$  inch from the edge, there shall be sixteen 27-ligne Marine Corps buttons equally spaced from the collar to the bottom of the coat, with buttonholes to match on the left side, the buttonholes being cut through the coat and lining, worked, and then closed in such manner that the scarlet lining shall not show through, it not being intended that the jacket shall be buttoned. The collar shall be of the same style as prescribed for the full-dress coat, except that the upper hook and eye and the lower eye shall be omitted and in place of the lower eye there shall be a loop of  $\frac{1}{2}$ -inch gold cord 1 inch in length, into which the hook shall be placed when the coat is worn. For the Major General Commandant (Pl. 37) and all other general officers (Pl. 37-a) the collar shall be embroidered with gold oak leaves on dark-blue cloth in accordance with the prescribed design; for all other officers the collar ornamentation shall be the same as prescribed for the full-dress coat. (Pl. 38.) The sleeve ornament for the Major General Commandant (Pl. 27) and for all other general officers (Pl. 27-a) shall be an embroidered design of oak leaves and acorns on dark-blue cloth; and for all other officers the design prescribed for the full-dress coat, omitting the scarlet backing. The shoulder knots prescribed for full dress shall be worn with the mess jacket, which shall be fitted with proper metal attachments therefor. Officers of the staff shall wear aiguillettes with the mess jacket. Brigadier generals of the staff will continue to wear on this jacket the shoulder knots and aiguillettes heretofore worn with full dress.

## WHITE MESS JACKET.

100. *All officers.*—The white mess jacket shall be made of white duck or drill of the same shape and cut as the mess jacket, with cuffs, shoulder straps, and collar the same as prescribed for the white undress coat, except that on the collar the upper hook and eye and the lower eye shall be omitted and in place of the lower eye there shall be a loop of  $\frac{1}{2}$ -inch white tracing braid 1 inch long into which the hook shall be hooked when the coat is worn. On the right side of the front,  $\frac{1}{2}$  of an inch from the edge, there shall be sixteen 27-ligne Marine Corps buttons equally spaced from the collar to the bottom of the coat and secured to the coat through worked eyelets by metal rings, with the buttonholes to match on the left side. The corps devices, insignia of rank, and departmental and aid-de-camp devices shall be the same as those prescribed for the white undress coat, and they shall be worn in the same positions. The white mess jacket shall be worn unbuttoned.

## UNDRESS COAT. (Pl. 7.)

101. *All officers.*—The undress coat shall be a single-breasted sack coat of dark-blue cloth or serge with standing collar, cut to fit the figure easily, lined with black, extending to the crotch, closed in front by five 40-ligne Marine Corps buttons, equally spaced, on the right side, the top button being  $\frac{1}{4}$  of an inch below the collar opening and the lower button at the waist line. The collar shall be of the same material as the coat,  $1\frac{1}{2}$  or 2 inches high, lined with white material, and stiffened, the corners in front being square with hooks and eyes at the top and bottom, joined to the body of the coat close to the neck in such manner that the collar shall be upright and fit the neck closely at the top and bottom, and shall be provided with a flap underneath to cover the collar opening. On each shoulder there shall be a strap of the same material as the coat, lined with black silk or serge lining, sewed in at the shoulder seam and reaching to the bottom edge of the collar, 3 inches wide at the shoulder seam and tapering to  $1\frac{1}{4}$  inches wide at a point 1 inch from the collar end, which end shall be rounded and attached to the coat by means of a 27-ligne Marine Corps button sewed to the coat and a corresponding buttonhole in the end of the strap, the strap being sewed to the coat at the shoulder seam only.

On the front of the coat there shall be four patch pockets of the same material as the coat, the two upper pockets being on the breast on each side,  $5\frac{1}{2}$  inches deep and from  $5\frac{1}{2}$  to 6 inches wide, and vertically pleated down the center by a pleat  $1\frac{1}{2}$  inches wide, the tops of the pockets being on a horizontal line 1 inch below the points of the shoulders; the two lower pockets being without pleats and placed beneath the upper pockets,  $6\frac{1}{2}$  inches deep and from 6 to 7 inches wide,

the tops being on a horizontal line 1 inch below the waist line. The upper pockets shall be closed by flaps of the same width as the pocket and  $1\frac{1}{2}$  inches deep at the ends, curving thence to a point at the center, where the depth shall be 3 inches, and the lower pockets shall be closed with similar flaps  $1\frac{3}{4}$  inches deep at the ends and  $3\frac{1}{4}$  inches deep at the center, all the flaps being stitched to the coat above the pockets, lined with material similar to the lining of the coat, and secured to the pocket by a 27-ligne Marine Corps button on the pocket, buttoning through a vertical buttonhole worked in the flap at the center  $\frac{3}{8}$  of an inch above the point.

Extending from the neck at the front of the coat to the top of the upper pocket on each side there shall be two welted gore seams, about  $1\frac{1}{2}$  inches apart. Inside pockets may be added if desired.

Around the bottom of each sleeve there shall be a cuff of the same material as the coat, 3 inches wide on the under sleeve and curving to a point at the center of the upper sleeve 6 inches above the bottom of the sleeve.

In the left side seam there shall be a horizontal opening about 2 inches long and at the proper place to allow the sword slings to pass through readily when the sword belt is worn underneath the coat, this opening being provided with a fly on the inner side of the coat to cover the opening when not in use for the sword sling.

All the seams shall be plain. The front edges and bottom of the coat, the edges of all the pocket flaps, and the upper edges of the cuffs shall be stitched with one row of plain stitching  $\frac{1}{8}$  of an inch from the edge.

The corps device for collars in silver and gold, of the prescribed design and size, shall be worn on each side of the front of the collar, with the point of the crown of the anchor to the front, and  $1\frac{1}{2}$  inches from the neck opening of the collar, the device being placed vertically in the center of the collar.

The devices for the different departments of the staff and for aids-de-camp shall be worn by those for whom prescribed on the collar  $\frac{3}{8}$  of an inch in rear of the corps devices.

The prescribed insignia of rank shall be embroidered in gold or silver according to the grade of the wearer on the center line of each shoulder strap, with its outer edge  $\frac{3}{4}$  of an inch from the shoulder seam.

#### WHITE UNDRESS COAT. (Pl. 10.)

102. *All officers.*—The white undress coat shall be a single-breasted sack coat of white duck or drill, of the same design, description, and measurements as the undress coat for officers, except that it shall not be lined; the insignia of rank worn thereon shall be of metal; and all devices, insignia, and buttons shall be detachable and worn in the positions prescribed for the undress coat.

## SUMMER FIELD COAT. (Pl. 11.)

103. *All officers.*—The summer field coat shall be made of cotton drill of the same color as the standard sample in the Quartermaster's Department of the Marine Corps, and of the same design, description, and measurements as the white undress coat, except that the opening for the sword slings shall be omitted. The corps and other devices and the buttons shall be of dull-finish bronze metal, and the insignia of rank of gold or silver, according to the grade of the wearer, and they shall be worn as prescribed for the white undress coat.

## WINTER FIELD COAT. (Pl. 12.)

104. *All officers.*—The winter field coat shall be a single-breasted sack coat of the same material, or, if desired, they may be made of serge of the same color as the standard sample in the Quartermaster's Department of the Marine Corps, with standing collar, cut to fit the figure easily, lined with material of the same color as the cloth, extending to the crotch, closed in front with five 40-ligne Marine Corps buttons of dull-finish bronze, equally spaced on the right side, the top button being three-fourths of an inch below the collar opening and the lower button at the waistline. The collar shall be of the same material as the coat,  $1\frac{1}{2}$  or 2 inches high, lined with material of the same color, and stiffened, the corners in front being square, with hooks and eyes at the top and bottom, joined to the body of the coat close to the neck in such manner that the collar shall be upright and fit the neck closely at the top and bottom, and shall be provided with a flap underneath to cover the collar opening. On each shoulder there shall be a strap of the same material as the coat, and lined with material of the same color as the coat, sewed in at the shoulder seam and reaching to the lower edge of the collar, 3 inches wide at the shoulder seam and tapering to  $1\frac{1}{2}$  inches wide at a point 1 inch from the collar end, which end shall be rounded and attached to the coat by means of a 27-ligne Marine Corps button of dull-finish bronze sewed to the coat and a corresponding button-hole worked in the end of the strap, the strap being sewed to the coat at the shoulder seam only. On the front there shall be four patch pockets of the same material as the coat, the two upper pockets being on the breast on each side, 7 inches deep and 6 inches wide, inside measurements, and vertically pleated down the center by a pleat  $1\frac{1}{2}$  inches wide, the top of these pockets being on a horizontal line 1 inch below the points of the shoulder: the two lower pockets being beneath the upper pockets and of bellows type,  $8\frac{1}{2}$  inches deep and 7 inches wide, inside measurements. The upper pockets shall be closed by flaps of the same width as the pockets and  $1\frac{1}{2}$  inches deep at the ends, curving thence to a point at the center,

where the depth shall be 3 inches, and the lower pockets shall be closed with similar flaps  $1\frac{3}{4}$  inches deep at the ends and  $3\frac{1}{4}$  inches deep at the center, all of these pocket flaps being lined with material similar to the lining of the coat and secured to the pockets by a 27-ligne Marine Corps button of dull-finish bronze on the pocket buttoning through a vertical buttonhole worked in the flap at the center three-eighths of an inch above the point. Extending from the neck at the front of the coat on each side to the top of each upper pocket there shall be two welted gore seams, about  $1\frac{1}{2}$  inches apart at the collar and 2 inches apart at the top of the pocket. Inside pockets may be added if desired. Around the bottom of each sleeve there shall be a cuff of the same material as the coat, 3 inches wide on the under sleeve and curving to a point at the center of the upper sleeve 6 inches above the bottom of the sleeve. The coat shall be piped down the front edges, around the bottom, at the base of the collar, around the tops of the cuffs, and around the edges of the shoulder straps with one-eighth inch scarlet flannel. The prescribed Marine Corps device, and the devices prescribed for the departments of the staff and for aids-de-camp, in dull-finish bronze metal, shall be worn in the same positions as prescribed for the undress coat. The prescribed insignia of rank, embroidered in gold or silver, according to the grade of the wearer, shall be worn on the center of each shoulder strap, with its outer edge three-fourths of an inch from the shoulder seam.

NOTE.—The piping on this coat will be temporarily omitted. (Changes No. 8.)

#### OVERCOAT. (Pl. 13.)

105. *All officers.*—The overcoat shall be made of the same material and color as the standard samples of cloth in the Quartermaster's Department of the Marine Corps. It shall be double-breasted with two rows of 45-ligne Marine Corps buttons of dull-finish bronze on the front, five buttons in each row, equally spaced in each row, the distance between the rows being 12 inches at the top and 6 inches at the bottom, the upper buttons being on a horizontal line with the collar opening and the lower buttons being 1 inch below the waist line, the coat overlapping in front a distance equal to the distance between the two rows of buttons. The coat shall extend to from 8 to 10 inches below the knee when the wearer is in a standing position. The back shall be cut semifull. There shall be a vent in the center of the back, extending from the height of the crotch to the bottom of the coat. The left side of the vent shall overlap the right side 2 inches. The back of the waist shall have two straps of the same material as the coat, attached to the coat at the side seams, the straps being  $2\frac{1}{2}$  inches wide, the right strap having two buttonholes and the left strap

two 45-ligne Marine Corps dull-finish bronze buttons, the length of the straps and the positions of the buttons and buttonholes being such that when buttoned the coat will fit snugly at the waist. The coat shall have a standing rolling collar,  $1\frac{1}{2}$  to 2 inches stand and  $4\frac{1}{2}$  inches leaf, with one cloak clasp and eye on the standing parts, of sufficient height to hold the collar in an upright position, and a tab on the leaf part for securing the collar in the standing position. On each shoulder there shall be a strap of the same material as the coat, stitched in at the shoulder seam and extending to the base of the collar; the shoulder end being 3 inches wide and from there tapering to  $1\frac{1}{2}$  inches wide at a point 1 inch from the collar end, which end shall be rounded and attached to the coat by means of a 27-ligne Marine Corps button of dull-finish bronze. The strap shall be stitched to the coat with one row of stitching  $1\frac{1}{4}$  inches from the shoulder seam and shall have two rows of diagonal cross stitching between this row and the shoulder seam. The insignia of rank prescribed for the white undress coat and departmental and aid-de-camp devices in dull-finish bronze, shall be worn on the shoulder straps, the insignia of rank three-fourths of an inch from the shoulder seam and the other device five-eighths of an inch nearer the collar end. The sleeves shall be trimmed with mohair braid of the same color as the coat, in the same manner and after the same design as prescribed for the full-dress coat, omitting the scarlet cloth backing, the measurements all being the same. For the Major General Commandant and other general officers the sleeves shall be trimmed with the design prescribed for the full-dress coat, embroidered in silk of the same color as the coat, the braid at top of design to be of mohair of same color as used on the overcoats of other officers. There shall be two welted pockets, welts  $1\frac{1}{4}$  inches wide, one on each side, with perpendicular openings 7 inches long on the outside of the coat, the top of the opening being opposite the lower button and placed on a line with the front seam of the sleeve. Inside breast pockets may be added if desired. A tab  $5\frac{1}{2}$  inches long and 2 inches wide shall be provided with a buttonhole in each end and a 27-ligne Marine Corps dull-finish bronze button on the inside of each front edge of the coat 3 inches from the bottom so that the coat skirts may be buttoned back for marching. The body of the coat shall be lined with flannel or cloth of the same shade as the material of the coat, and there shall be placed on top of lining a yoke of Italian cloth or silk, of the same color, for a depth of 16 inches from base of collar. On the left side opposite the point of the hip bone there shall be a vertical slit extending 5 inches down from the lower edge of the belt for the sword slings when the sword belt is worn beneath the overcoat. The edges of the collar, shoulder straps, tabs, back straps, pocket welts, and back vent, and the front edges of the coat shall be stitched with one row of plain stitching one-fourth of an inch from the edge.

## CLOAK. (Pl. 9.)

106. *All officers.*—The cloak shall be of dark-blue cloth lined with scarlet cloth, cut to form three-fourths of a circle, and reaching to a point about 2 inches below the knee when the wearer is in a standing position. The front and bottom edges shall be trimmed with black flat mohair braid one-half of an inch wide. It shall have a standing rolling collar of black velvet,  $1\frac{1}{2}$ -inch stand and leaf 4 inches wide, and shall be closed by two black hooks and corresponding eyes at the neck, and four small black buttons down the right front edge with corresponding buttonholes under a fly flap on the left front edge. Across the front there shall be an agraffe from 18 to 24 inches long, of round black mohair braid three-sixteenths of an inch in diameter, with a black mohair covered frog  $1\frac{3}{4}$  inches long on each side at the point of the shoulder, the agraffe being permanently attached to the frog on the left side and buttoning over the frog on the right side. The agraffe shall have three knots, one at the center and one midway between the center and each end with a black-covered slide 1 inch long on each side between the center and end knot. There may be inside pockets on one or both sides of the cloak.

## RAINCOAT.

107. *All officers.*—The raincoat or cape shall be of rubber cloth or waterproof material, cut to fit the figure loosely, and reaching to a point about 8 inches below the knee when the wearer is in a standing position, and the color shall be approximately the same as that of the winter field uniform.

## MESS-DRESS WAISTCOAT. (Pls. 5, 6.)

108. *All officers.*—The mess-dress waistcoat shall be of white duck or drill, single breasted, with a rolling collar, and it shall be closed by means of four 27-ligne Marine Corps buttons on the right side with corresponding buttonholes on the left side, all buttons being detachable. It shall be so made that no part of it will extend below the bottom edge of the mess jacket.

## WHITE SHIRT.

109. *All officers.*—Plain white linen shirts without stripes or figures of any pattern, with stiff starched bosoms, without pleats, opening in front and fastened with two or three studs of plain gold, with plain white linen starched cuffs, shall be worn with mess dress. Shirts and cuffs worn with special full-dress, full-dress, and undress uniforms shall be all white, but the shirts need not have stiff bosoms.

## FLANNEL SHIRT.

110. *All officers.*—The flannel shirt shall be of wool, of the same color as the summer field uniform, with a rolling collar  $1\frac{1}{2}$  inches wide; one patch pocket on each breast closed by a V-shaped flap; cuffs  $2\frac{1}{2}$  inches deep; the front, cuffs, and pocket flaps closed by flat brown bone buttons one-half inch in diameter; and in every respect according to the standard sample in the Quartermaster's Department of the Marine Corps.

## SPECIAL FULL-DRESS TROUSERS. (Pls. 2, 3.)

111. *All officers.*—The special full-dress trousers shall be of dark blue cloth, cut with medium spring, with long waist, fitting snugly about the waist, without hip or side pockets or buckle straps, and with a stripe of No. 5 marine gold lace  $1\frac{1}{4}$  inches wide down the outer seam of each leg; and the suspender buttons shall be placed on the inside of the waistband.

## FULL-DRESS TROUSERS. (Pl. 4.)

112. *Major General Commandant.*—The full-dress trousers shall be of dark blue cloth, cut with medium spring, with side pockets, and a stripe of black mohair braid  $1\frac{1}{2}$  inches wide down the outer seam of each leg, and the suspender buttons shall be placed on the inside of the waistband.

(a) *Brigadier generals, line and staff.*—The full-dress trousers shall be the same as prescribed for the Major General Commandant.

113. *All line officers.*—The full-dress trousers shall be of sky-blue cloth of the same color as the standard sample in the Quartermaster's Department of the Marine Corps, cut with medium spring, with side pockets, and a stripe of scarlet cloth down the outer seam of each leg,  $1\frac{1}{2}$  inches wide, the edges of the scarlet cloth being welted one-fourth inch, and the suspender buttons shall be placed on the inside of the waistband.

114. *All officers of the staff.*—The full-dress trousers shall be of dark blue cloth, cut with medium spring, with side pockets, and a stripe of scarlet cloth  $1\frac{1}{2}$  inches wide down the outer seam of each leg, the edges of the scarlet cloth being welted one-fourth of an inch, and the suspender buttons shall be placed on the inside of the waistband.

## UNDRESS TROUSERS.

115. *All officers.*—The undress trousers shall be the same as prescribed for full dress. If desired they may be made of serge of the same color.



## WHITE MESS-DRESS TROUSERS.

116. *All officers.*—The white mess-dress trousers shall be of white duck or drill, and they shall be made in the same manner as the special full-dress trousers, omitting the stripes down the sides of the legs.

## WHITE UNDRESS TROUSERS. (Pl. 10.)

117. *All officers.*—The white undress trousers shall be of white duck or drill, and they shall be made in the same manner as prescribed for full-dress trousers, omitting the stripes down the outer seams of the legs.

## SUMMER FIELD TROUSERS.

118. *All officers.*—The summer field trousers shall be of cotton drill of the same color as the standard sample in the Quartermaster's Department of the Marine Corps, and they shall be made in the same manner as the white undress trousers. The suspender buttons shall be sewed on the inside of the waistband, which shall have six belt loops. These trousers shall be worn with summer field dress when leggings are not worn.

## WINTER FIELD TROUSERS.

119. *All officers.*—The winter field trousers shall be made of the same material as the winter field coat, or if desired they may be made of serge of the same color, and shall be cut with a medium spring, with side pockets, and a welt of scarlet cloth  $\frac{1}{4}$  inch wide down the outer seam of each leg. The suspender buttons shall be on the inside of the waistband, which shall have six belt loops.

NOTE.—The welts will be temporarily omitted. (Changes No. 8.)

## FULL-DRESS BREECHES. (Pl. 8.)

120. *All officers required to be mounted.*—The full-dress breeches shall be of the same material and color and have the same stripes as the full-dress trousers, those for the Major General Commandant and brigadier generals, line and staff, being of dark blue cloth with a black mohair stripe  $1\frac{1}{2}$  inches wide down the outer seam of each leg, those for officers of the line being of sky-blue cloth with a scarlet stripe  $1\frac{1}{2}$  inches wide, and those for officers of the staff being of dark blue cloth with a scarlet stripe  $1\frac{1}{2}$  inches wide. They shall be cut loose in the thigh, tight at the knee and from the knee down, with ample length from hip to knee, and shall extend to a point just above the ankle joint. The outside seam of each leg shall be slit from the knee down, and fastened with four black bone buttons equally spaced from the knee to the tops of the boots, and below that point by a lacing passed through metal or worked eyelets. The buttons

shall be on the rear side of the outer leg seam and shall fasten through buttonholes concealed under a fly. They shall have a strapping of the same material as the breeches, over the contact surface on the inside of the leg and knee extending from a little below the tops of the boots to a point about 6 inches below the crotch. They shall have side pockets. Black boots with spurs shall be worn with these breeches. The suspender buttons shall be on the inside of the waistband.

#### UNDRESS BREECHES.

121. *All officers required to be mounted.*—The undress breeches shall be the same as those prescribed for full dress. If desired they may be made of serge of the same color.

#### SUMMER FIELD BREECHES. (Pl. 11.)

122. *All officers.*—The summer field breeches shall be made of cotton drill of the same color as the standard sample in the Quartermaster's Department of the Marine Corps, and shall be of the same cut, dimensions, and description as the winter field breeches, except that there shall be no welts on the outside seams of the legs. Tan leather leggings shall be worn with these breeches by all officers not required to be mounted. Officers required to be mounted shall wear tan leather leggings or tan boots with these breeches, as may be prescribed. When boots are worn, spurs shall be worn. White breeches of duck or drill made after the same pattern and description as the summer field breeches may be worn by mounted officers in the Tropics when not on duty.

#### WINTER FIELD BREECHES. (Pl. 12.)

123. *All officers.*—The winter field breeches shall be made of woolen cloth, or, if desired, of serge of the same color as that prescribed for the winter field coat, and they shall be cut on the same pattern as the full-dress breeches. Down the outer seam of each leg there shall be a welt of scarlet cloth one-fourth of an inch wide. From the knee to the tops of the leggings or boots they shall be fastened by four small dark-colored bone buttons, and below that point by either buttons or lacings. They shall have side pockets, and hip pockets if desired. For officers required to be mounted these breeches shall have a strapping of the same material as the breeches over the contact surface on the inside of the leg and knee, extending from a little below the tops of the boots or leggings to a point about 6 inches below the crotch. The suspender buttons shall be on the inside of the waistband, which shall have six belt loops. Tan leather leggings shall be worn with these breeches by all officers not required to be mounted. Officers required to be mounted shall wear tan leather leggings or tan

boots with these breeches, as may be prescribed. When boots are worn, spurs shall be worn.

NOTE.—The welts will be temporarily omitted. (Changes No. 8.)

#### CHAPEAU. (Pl. 1.)

124. *Major General Commandant.*—The chapeau shall be collapsible of black silk beaver. The fans on each side shall be of the same size with the base curved so that the center shall be  $1\frac{1}{2}$  inches higher than the peaks. The fans shall measure 16 inches from peak to peak, and 5 inches from base to crown at the center. On the right fan there shall be two stripes of black watered silk ribbon  $2\frac{1}{4}$  inches wide, laid on diagonally at an angle of  $45^\circ$  to the front and rear. The edges of these ribbons shall be one-half inch to the front and rear of the center of the fan at the base. In the angle formed by these ribbons there shall be a strap of 2-inch two vellum gold lace  $3\frac{3}{4}$  inches long with rounded ends, surrounded by a one-fourth inch twisted gold cord edged on both sides with a one thirty-second-inch gold beading, all laid on a rosette of black silk showing in even pleats one-fourth of an inch all around. This strap shall be at an angle from front to rear of  $60^\circ$  with the horizontal. On the upper end of the strap there shall be a corps device of gold of the same size as the device prescribed for caps, and at the bottom of the strap a 40-ligne Marine Corps gilt button. In the fold at each peak there shall be placed a tassel of gold 3 inches total length, with five bullions three-eighths of an inch in diameter on the upper side, and five bullions one-fourth of an inch in diameter beneath, each  $1\frac{1}{4}$  inches long, and a plaited ball three-fourths of an inch in diameter at the inner end, with five rows of fine beaded lace between the ball and the bullions. Inside of the tassel at each end the two fans shall be tied together by a double bowknot of three-fourths-inch black silk grosgrain ribbon. A full plume of canary-colored cock feathers shall extend from the front tie to the rear of the chapeau over the top of the crown, following the upper curve of the fans. The crown between the fans and connecting them shall be of the same material as the fans and shall be creased from front to rear to allow the chapeau to collapse.

125. *Officers of the staff.*—(Pl. 16.) The chapeau shall be the same as that prescribed for the Major General Commandant, except that the plume shall be of scarlet cock feathers.

#### FULL-DRESS CAP.

126. *Major General Commandant.*—(Pl. 14.) The full-dress cap shall be made of fine dark-blue cloth, the height at the front being  $3\frac{3}{4}$  inches, sloping to 3 inches at the back, both measurements being taken on the outside from the top of the lower welt on the band. The measurements of the top of the crown from front to rear and from side to

side shall be  $1\frac{1}{2}$  inches larger than the similar measurements on the band, all of these measurements being taken on the outside of the cap. The crown of the cap shall be oval in shape, and measure  $8\frac{3}{4}$  inches wide, and  $9\frac{1}{4}$  inches long for a cap of size 7, the crown being  $\frac{1}{8}$  inch larger or smaller each way for every size above or below the above-named size. The band shall be vertical,  $1\frac{3}{4}$  inches wide, of blue-black velvet placed between welts  $\frac{1}{8}$  of an inch wide, and shall have the prescribed ornamentation of oak leaves embroidered all around it in gold. The lower welt shall be  $\frac{1}{8}$  of an inch above the bottom of the cap. The seam around the edge of the crown shall be plain without a welt and it shall be neatly stitched on each side. The crown shall flare from the upper welt on the band to the edge of the crown, the measurements from the upper welt on the band to the edge of the crown being 2 inches at the front and  $1\frac{1}{4}$  inches at the back. The top of the crown shall be decorated with a knot composed of four double loops formed of three adjoining rows of  $\frac{1}{8}$  inch No. 9 Marine Corps gold braid, the diameter of the knot being  $6\frac{1}{2}$  inches, and each loop being 3 inches long and 1 inch wide at the widest part. On each side midway between the upper welt on the band and the edge of the crown there shall be two black metal ventilators,  $\frac{1}{8}$  of an inch in diameter on the inside, and  $1\frac{1}{2}$  inches apart. The visor shall be of black patent leather lined with green leather and bound around the lower edge with black patent leather, and it shall be covered on the upper side with dark-blue cloth on which the prescribed ornamentation of oak leaves shall be embroidered in gold. It shall slope at an angle of about 60 degrees from the horizontal and shall have a width of  $1\frac{3}{4}$  inches at the front center, curving from there to a point at each end, the total length of its upper edge, measuring around the bottom edge of the cap, being about 9 inches. The band shall be stiff and above it the crown shall be stiffened with an interlining of haircloth all around terminating in a steel grommet sewed into the edge of the crown. The front quarter shall be reenforced with two upright stays of steel. A Marine Corps 27-ligne gilt button on a screw post mount shall be placed on each side of the band just beyond the end of the visor with the center of the post  $\frac{5}{16}$  of an inch above the lower welt on the band; and to these buttons there shall be attached by means of an eyelet a sliding chin strap of leather  $\frac{3}{8}$  of an inch wide covered with No. 7 Marine Corps gold lace having a scarlet stripe  $\frac{1}{2}$  of an inch wide worked through the center, and at a point about 1 inch from each end of this strap there shall be a slide  $\frac{3}{8}$  of an inch wide covered with the same lace. The gold and silver corps device prescribed for caps shall be attached to the cap by means of a screw post through an eyelet at a point on the front center line of the cap midway between the upper welt on the band and the edge of the crown, and

this device shall be surrounded by a wreath of oak leaves embroidered in gold.

(a) *Brigadier generals, line and staff.*—The full-dress cap shall be the same as prescribed for the major general commandant, omitting the wreath of oak leaves surrounding the corps device.

127. *Field officers of the line and staff.*—(Pl. 14, 39.) The full-dress cap for field officers of the line and staff shall be of the same style and dimensions as that prescribed for the Major General Commandant, except that the band shall be of No. 2 Marine Corps gold lace  $1\frac{1}{4}$  inches wide, the wreath of oak leaves around the corps device shall be omitted, and the cloth on the upper side of the visor shall bear the prescribed ornamentation of oak leaves embroidered in gold.

128. *All officers below field rank.*—The full-dress cap for all officers below field rank shall be of the same style and dimensions as that prescribed for field officers, except that the visor shall be of black patent leather, not covered with cloth and bearing no ornamentation.

#### UNDRESS CAP.

129. *Major General Commandant and brigadier generals, line and staff.*—The undress cap shall be of the same style and dimensions as the full-dress cap, except that the blue-black velvet band shall bear no ornamentation of oak leaves; and the knot on the top of the crown shall be made of black silk tubular braid  $\frac{1}{2}$  of an inch wide.

130. *Field officers of the line and staff.*—The undress cap for field officers of the line and staff shall be of the same style and dimensions as the full-dress cap prescribed for these officers except that the braid on the band shall be of lustrous black mohair  $1\frac{1}{4}$  inches wide, and the knot on the top of the crown, shall be made of black-silk tubular braid  $\frac{1}{2}$  of an inch wide.

131. *All officers below field rank.*—(Pl. 15.) The undress cap shall be of the same style and dimensions as that prescribed for field officers, except that the visor shall be of plain black patent leather.

#### WHITE CAP.

132. *Major General Commandant and brigadier generals, line and staff.*—The white cap shall be made of white duck of the same pattern and dimensions as the undress cap above prescribed, the lower welt on the band and the portion of the cap showing beneath it being of dark-blue cloth. The band shall be of white braid  $1\frac{1}{4}$  inches wide between the welts, and the knot on the top of the crown shall be of white tracing braid  $\frac{1}{2}$  of an inch wide. White enameled metal ventilators will be placed in the cap in the manner prescribed for black ventilators in full-dress cap for the Major General Commandant. The visor shall be the same in all respects as that prescribed for the undress cap,

the ornamentation in gold prescribed for the Major General Commandant being placed thereon. The corps device and chin strap for the white cap shall be the same as that prescribed for the undress cap, and they shall be attached to the cap in the same manner and in the same position, but there shall be no wreath of oak leaves surrounding it. The buttons and chin strap on the white cap shall be the same as those prescribed for the undress cap.

133. *Field officers of the line and staff.*—The white cap shall be in all respects the same as that prescribed for the Major General Commandant, except that the ornamentation on the visor shall be the same as that prescribed for the undress cap for these officers.

134. *All officers below field rank.*—The white cap for all officers below field rank shall be the same as that prescribed for field officers except that the visor shall be of plain black patent leather.

135. In place of the white cap a detachable white cap cover placed over a skeleton frame in such manner as to present the same appearance as the white cap above described may be worn, the ventilators to be worked in in the same manner as buttonholes, with thread of the same color as the cover.

#### SUMMER FIELD CAP.

136. *All officers.*—The summer field cap shall be made of cotton drill of the same color as the summer field coat, and of the same pattern, dimensions, and description as the white cap, except that the braid shall be of the same color as the cap, the corps device and buttons shall be of dull-finish bronze, the chin strap shall be of black enameled leather one-half of an inch wide, brown enameled metal ventilators will be placed in the cap in the manner prescribed for black ventilators in the full-dress cap for the Major General Commandant, and the visor for all officers shall be of plain black patent leather. In place of this cap a detachable cover placed over a skeleton frame in such manner as to present the same appearance as the cap above described may be worn. The ventilators in the cover will be worked in in the same manner as buttonholes, with thread of the same color as the cover.

#### WINTER FIELD CAP. (Pl. 15.)

137. *All officers.*—The winter field cap for all officers shall be made of fine cloth or serge of the same color as that prescribed for the winter field uniform, and shall be of the same style and dimensions as the undress cap prescribed for officers. It shall be braided in the same manner as above prescribed for the undress cap for officers other than the Major General Commandant, all the braid being of the color of the winter field uniform. The visor shall be of dark leather of the same color as the standard sample for the enlisted men's field

cap visor, bound around the lower edge with leather of the same color, and lined with green leather, and this visor shall be attached to the cap at an angle of about  $60^\circ$  from the horizontal, and shall be  $1\frac{1}{4}$  inches wide at the center. A Marine Corps 27-ligne dull-finish bronze button on a screw-post mount shall be placed on each side just beyond the ends of the visor with the center of the post  $\frac{1}{4}$  of an inch above the lower welt on the band, and to these buttons there shall be attached a sliding chin strap  $\frac{1}{2}$  of an inch wide, with a slide 1 inch from each end, all of leather of the same color as the visor. The corps device prescribed for caps and hats, in dull-finish bronze, shall be attached to the cap by means of a screw-post through an eyelet on the front center line of the cap at a point midway between the upper welt on the band and the edge of the crown.

## FIELD HAT. (Pl. 12.)

138. *All officers.*—The field hat for officers shall be of fine felt of the same dimensions and style as the standard sample field hat for enlisted men. A hat cord of gold and scarlet composed of two rows of the material used for the full-dress sword knot held together by a sliding olive button  $\frac{3}{4}$  of an inch long and  $\frac{5}{8}$  of an inch in diameter, covered with gold and scarlet of the same design as the cord, shall be worn around the outside of the base of the crown. The two ends of the cord projecting beyond the sliding olive button shall be finished with acorns one inch long, the lower part of which to be covered with gold bullion, showing a woven stripe of scarlet silk, the width of the gold and silk stripe to be the same as in the cord, the cupule of the acorn will be covered with gold bullion of the same material as the covering for the cord but will show no scarlet stripe. The corps device in dull-finish bronze shall be attached to the hat at a point on the front center line  $2\frac{1}{8}$  inches above the base of the crown.

## EPAULETS. (Pl. 17.)

139. *Major General Commandant and brigadier generals of the line.*—The epaulets shall be as illustrated in the plate. The strap shall be  $2\frac{1}{4}$  inches wide and 4 inches long, terminating in the shoulder pad, which shall be inclosed by a bright gilt metal crescent  $4\frac{1}{4}$  inches on the longer dimension and 3 inches on the dimension in the direction of the length of the strap. The strap and the portion of the pad inside of the crescent shall be covered with bright gold lace cloth, and the strap shall be edged on the sides and at the inner end with a twisted cord  $\frac{3}{16}$  of an inch in diameter of gold bright and dead, on each side of which there shall be a gilt wire  $\frac{1}{2}$  of an inch in diameter. The inner end of the strap shall be made concave to fit the collar of the coat and the corners shall be cut off and slightly concave. All

around the crescent there shall be two adjoining rows of coiled gilt wire  $\frac{3}{8}$  of an inch in diameter. Outside of the metal crescent there shall be a crescent of gold bright and dead  $\frac{3}{8}$  of an inch in diameter, and from beneath this there shall be suspended a fringe of 24 bullions of gold bright and dead  $\frac{1}{2}$  of an inch in diameter and  $3\frac{1}{2}$  inches long, backed by two rows of bullions of gold bright and dead  $\frac{1}{4}$  of an inch in diameter and  $3\frac{1}{2}$  inches long, all of the bullions being held in place by a lateral wire at the lower ends. The epaulet shall be attached to the coat by a brass hinged strap  $4\frac{1}{2}$  inches long and a snap hook on the underneath side of the strap of the epaulet, engaging in straps on the shoulder of the coat. The snap hook shall be operated by a 27-ligne Marine Corps gilt button countersunk into the upper side of the strap of the epaulet at a point  $\frac{3}{4}$  of an inch from the inner end of the strap. The prescribed corps device for epaulets, in bright silver, made in pairs, shall be attached to the pad of the epaulet at the center of the crescent, the point of the crown of the anchor pointing to the front. The strap and pad of the epaulet shall be lined with scarlet leather, velvet, or silk. The prescribed insignia of rank embroidered in silver on scarlet cloth showing  $\frac{1}{8}$  of an inch all around shall be worn on the center of the strap of the epaulet with a point of each star in the line of the axis of the strap and pointing inward.

140. *Field officers of the line.*—The epaulets shall be the same as those prescribed for the Major General Commandant with the proper insignia of rank on the center of the strap.

141. *Line officers below field rank.*—The epaulets shall be the same as those prescribed for field officers except that the bullions in the fringe shall be one-fourth of an inch in diameter and  $3\frac{1}{4}$  inches long.

#### SHOULDER KNOTS. (Pl. 17.)

142. *Brigadier generals (line) and commissioned officers of the line.*—The shoulder knots for all officers of the line shall be made of four strands of fine gold solid cord three-sixteenths of an inch in diameter, and shall consist of a twisted strap of three loops terminating in a trefoil pad all laid on scarlet cloth, so as to show the cloth through the openings. The strap shall be  $1\frac{1}{2}$  inches wide and  $3\frac{3}{4}$  inches long, and the trefoil shall be of such size that a circle  $3\frac{1}{4}$  inches in diameter will just contain it. The fastenings shall be the same as those prescribed for epaulets. The knots shall be lined on the underside with scarlet leather, cloth, or silk. The full length of the knot shall be 6 inches. The insignia of rank as prescribed for epaulets shall be worn on the center of the trefoil pad.

(a) *Brigadier generals of the staff.*—The shoulder knot shall be made of fine gold cord five-sixteenths of an inch in diameter, closely double-plaited so as to cover the whole upper surface of the knot. It shall be  $6\frac{3}{4}$  inches long,  $2\frac{1}{2}$  inches wide at the inner end, and  $4\frac{1}{4}$



inches wide at the widest part of the outer end: lined with dark blue cloth, and shall be attached to the coat by fastenings the same as those prescribed for epaulets. The prescribed departmental device of the staff department to which the wearer belongs shall be worn on the upper side of the knot at the center, the insignia of rank to be placed with its center  $1\frac{1}{2}$  inches from the outer end of the knot. The prescribed aiguillettes shall be permanently attached to the left shoulder knot unless the wearer should be detailed as an aid to the President, when it will be attached on the right shoulder. These knots will be worn with special full dress and full dress.

143. *All officers of the staff.*—The shoulder knot shall be made of fine gold cord one-fourth of an inch in diameter, closely double-plaited so as to cover the whole upper surface of the knot. It shall be 6 inches long, 2 inches wide at the inner end, and 3 inches wide at the outer end. It shall be lined with dark blue cloth and shall be attached to the coat by fastenings the same as those prescribed for epaulets.

The prescribed departmental device of the staff department to which the wearer belongs shall be worn on the upper side of the knot at the center, the insignia of rank to be placed with its center  $1\frac{1}{2}$  inches from the outer end of the knot.

#### AIGUILLETES. (Pls. 3, 6.)

144. Aiguillettes shall be worn on the right side by aids to the President and officers detailed as aids at the White House, and on the left side by all other officers for whom they are prescribed.

145. *Brigadier generals of the staff.*—The aiguillettes shall be of round gold cord of the same size as that used in the shoulder knots, and shall consist of two cords made in three plaits, with pencil attachments on the ends, the rear cord being 28 inches long and the front cord 20 inches long; and two loops of single cord, the front one 17 inches long and the rear one 21 inches long, all made as shown in the plate. The two plaited cords and the front single loop (after the latter has been passed through the rear single loop) shall be securely fastened together and have a 1-inch loop of  $\frac{1}{8}$ -inch gold cord for attaching the aiguillettes to the button, the rear plaited cord crossing over the front plaited cord and fastening underneath the front plaited cord at this loop. From the point where the cords are secured together the two plaited cords shall be extended as single cords for 2 inches, then be formed into coils of 5 laps, the ends passing through the coils and extending thence 2 inches to gilt pencil attachments 3 inches long. Both plaited cords and the front single loop shall be worn in front of the arm, the rear single loop passing from the rear under the

arm. The aiguillette shall be permanently attached to the shoulder knot and the loop shall be suspended from the top button of the full-dress coat.

(a) *All officers of the staff.*—The aiguillettes shall be of round gold cord of the same size as that used in the shoulder knots, and shall consist of two cords made in three plaits with pencil attachments on the ends, the rear cord being 28 inches long and the front cord 20 inches long; and two loops of single cord, the front one 17 inches long and the rear one 21 inches long, all made as shown in the plate. The two plaited cords and the front single loop (after the latter has been passed through the rear single loop) shall be securely fastened together and have a 1-inch loop of  $\frac{1}{8}$ -inch gold cord for attaching the aiguillettes to the button, the rear plaited cord crossing over the front plaited cord and fastening underneath the front plaited cord at this loop. From the point where the cords are secured together the two plaited cords shall be extended as single cords for 2 inches, then be formed into coils of 5 laps, the ends passing through the coils, and extending thence 2 inches to gilt pencil attachments 3 inches long. Both plaited cords and the front single loop shall be worn in front of the arm, the rear single loop passing from the rear under the arm. The aiguillette shall be permanently attached to the shoulder knot and the loop shall be suspended from the top button of the full-dress coat, and from the top button of the blue mess jacket by those officers who wear the aiguillettes on the right side, and from a hook inside the collar at the neck opening of the mess jacket for those officers who wear the aiguillettes on the left side.

146. *Aids-de-camp.*—The aiguillettes for aids-de-camp and officers detailed as aids at the White House shall be the same as those prescribed for staff officers, except that they shall be detachable from the shoulder knot or epaulet. They shall be worn suspended from a hook placed inside the opening of the collar on the full-dress coat, from the top button of the undress coat, and from the top button of the mess jacket (blue and white) by those officers who wear the aiguillettes on the right side, and from a hook inside the collar at the neck opening by those officers who wear the aiguillettes on the left side.

(a) Officers detailed as aids on the personal staff of a flag officer of the Navy will wear aiguillettes of the same design as prescribed for aids-de-camp. On board cruising vessels they will be worn in port and when entering or leaving port. They will be worn with all uniforms except field, or when the overcoat is worn over the field uniform. On shore they will be worn on duty with or representing their chiefs, and on all occasions when they accompany their chiefs or when all officers are invited in their official capacity.

## SASH. (Pl. 1.)

147. *Major General Commandant.*—The sash shall be of buff silk net, with silk bullion ends, and shall be worn across the body from the right shoulder to the left side, the pendant part not extending more than 18 inches below the tie.

148. *Brigadier generals, line and staff.*—To be made of No. 3½ Marine Corps gold lace, 2½ inches wide, having through the center a strip of scarlet silk three-eighths of an inch wide, sewed on dark-blue cloth of medium weight, with an interlining of duck between the lace and cloth. To be fastened around the waist by a buckle, according to design, tassels to hang at the left side, being suspended from the bottom of the buckle, which will be covered with gold thread. Over the buckle there shall be a bow of No. 3½ Marine Corps gold lace, 6 inches long, ends 1½ inches long, center tie 2½ inches long, the loose end of this bow to be secured to the belt in front of the buckle with two large brass glove fasteners. Attached to the buckle below the bow there shall be a pair of gold and scarlet tassels, suspended by No. 3½ Marine Corps gold lace, 4 inches long between the bottom of buckle and the tassel head. Each tassel shall have a flat head 2¼ inches long, covered with scarlet silk and a gold net worked over the silk. These heads shall be 2¾ inches wide at the base and seven-eighths of an inch thick, tapering to 1¾ inches wide and three-fourths of an inch thick at the top. Around the base of these heads will be placed eight rows of one-ligne cord, six rows of gold cord, with two rows of scarlet silk cord of the same size in the center. The tassels will be made of 1½-ligne bullion fringe, 85 of gold cord, and 20 of scarlet silk, 8½ inches long, suspended from the base of tassel head in such a manner that the gold cord only will appear on the outside, the scarlet to be inside. On the left side of the coat at the waist line will be sewed a gilt metal hook so placed that it will show just below the bottom edge of the sash belt. From this hook will be suspended detachable sword slings, to be made of No. 6 Marine Corps gold lace three-fourths of an inch wide, having through the center a stripe of scarlet silk one-eighth of an inch wide. These slings will have an interlining of heavy tape stitched together at the upper ends, and there secured to a gilt metal flat snap hook. On this hook will be placed a gilt metal hook to receive the upper ring of the sword scabbard. The short sling shall be of such length that when the sword is unhooked and hanging free, the ferrule of the scabbard will just touch the ground one foot in rear of the line of the toes when the wearer is standing. The long sling shall be made so that it will reach the lower ring of the scabbard when the sword is in the above position. The snap hooks at the lower ends of the slings shall be attached by means of single buckles, and the ends of the lace shall be secured at the upper ends of these buckles.

## FULL-DRESS SWORD BELT. (Pls. 1, 2, 3.)

149. *All officers, except general officers.*—The full-dress sword belt shall be of morocco leather,  $1\frac{1}{2}$  inches wide, with the edges turned in such manner as to give the appearance of a welt. The outside shall be covered with No. 4 Marine Corps gold lace,  $1\frac{1}{2}$  inches wide, having through the center a stripe of scarlet silk three-sixteenths of an inch wide, and sewed on the leather so that the leather will show welts one-eighth of an inch wide on each side of the gold lace. The slings shall be of the same leather, seven-eighths of an inch wide, with the edges turned in the same manner as the belt. Both sides of the slings shall be covered with No. 6 Marine Corps gold lace three-fourths of an inch wide, having through the center a stripe of scarlet silk one-eighth of an inch wide, and sewed on the leather so that the leather will show welts one-sixteenth of an inch wide on each side of the gold lace. The slings shall be attached to the belt by means of flat-gilt metal slides on strips of leather sewed on the underside of the belt, so that when the belt is worn the buckle shall be at the center of the waist in front, the top of the side sling at the point of the left hip bone and the top of the rear sling in the center of the waist at the back. The side sling shall be of such length that when the sword is unhooked the ferrule will just touch the ground 1 foot in rear of the line of the toes and the rear sling shall be just long enough to reach from the center of the waist line at the back to the lower ring of the scabbard when the sword is in the above position. The snap hooks shall be attached to the lower ends of the slings by means of single buckles. On the right side, near the belt plate, there shall be a sliding keeper of the same material as the slings for receiving the slack end of the belt after it has been passed through the buckle staple.

## FULL-DRESS BELT PLATE. (Pl. 19.)

150. *All officers, except general officers.*—The full-dress belt plate shall be of gilt, rectangular in shape,  $2\frac{1}{2}$  inches wide by  $3\frac{1}{2}$  inches long, with a raised bright rim. The surface shall be ornamented with a silver wreath of laurel encircling the "Arms of the United States"; the eagle, shield, scroll, stars, the motto "E Pluribus Unum" on the scroll, and the rays being silvered, and the edge of the clouds being gilt.

## UNDRESS SWORD BELT. (Pl. 11.)

151. *Commissioned and warrant officers.*—The undress sword belt for officers shall be of fair leather  $1\frac{1}{2}$  inches wide and of the proper length to encircle the waist, and shall be closed by means of a one-prong trace buckle of dull-finish bronze on the left end and holes for the buckle tongue on the right end. To the left of the buckle there

shall be a fair leather sliding keeper to receive the free end of the belt. On the left side in the proper position above the point of the hip bone there shall be a bronze metal slide for securing the snap hook of the slings to the belt and a fair leather safe 5 inches long and  $2\frac{1}{2}$  inches wide at the widest part beneath it. The slings shall be of fair leather  $\frac{3}{4}$  of an inch wide, stitched together at the upper ends and there secured to a bronze metal flat snap hook for attaching the slings to the slide on the belt. On this hook there shall be a bronze metal hook for hooking up the sword scabbard. At the lower ends the slings shall be attached by means of a single prong bronze metal buckle and fair leather keeper to snap hooks of bronze metal for attaching the sword scabbard. The slings shall be of such length that when the sword is unhooked and hanging free the ferrule of the scabbard will just touch the ground 1 foot in rear of the toes when the wearer is standing. There shall be a fair leather slide; for attaching the pistol holster to the belt,  $3\frac{1}{4}$  inches wide,  $5\frac{7}{8}$  inches long; corners slightly rounded, to be folded over lengthwise, with a brass bronze tubular rivet and cap,  $\frac{1}{4}$  of an inch long, placed  $\frac{1}{2}$  of an inch from the bottom edge, and in the center between the two brass bronzed grommets; to have two brass bronzed grommets and washers, No. 0, placed so that when finished will have sufficient clearance to admit a  $1\frac{3}{4}$  inch belt, and to be  $2\frac{1}{2}$  inches apart, from center to center of grommet holes, so as to take double hook on pistol holster. The cartridge box shall be of fair leather,  $5\frac{1}{4}$  inches long,  $3\frac{1}{4}$  inches high, and  $\frac{3}{4}$  of an inch thick, inside measurements, opening at the top with a flap on the front secured by a buttonhole to a bronze metal stud button  $1\frac{1}{4}$  inches from the upper edge of the box, and fitted on the back at the ends with two slides of fair leather  $\frac{3}{4}$  of an inch wide and just large enough to slide freely over the belt. This box shall be worn on the belt just to the right of the buckle when pistols are prescribed as part of the equipment. When swords and pistols are prescribed, the belt shall be worn with slings, slide, holster, and cartridge box; when pistols alone are prescribed the belt shall be worn with slide, holster, and cartridge box only. The belt and attachments shall be in all respects the same as the standard sample in the Quartermaster's Department of the Marine Corps.

#### PISTOL BELT, SUSPENDERS, AND HAVERSACK.

(a) *Commissioned and warrant officers.*—The pistol belt with suspenders and the haversack shall be the same as the standard sample in the Quartermaster's Department.

#### FULL-DRESS SWORD KNOT. (Pl. 16.)

152. *All officers.*—The full-dress sword knot shall consist of a single loop of  $\frac{3}{8}$ -inch gold and scarlet cord 13 inches long, with the

ends secured in a gold-bullion tassel  $\frac{3}{4}$  of an inch in diameter and 2 inches long.

UNDRESS SWORD KNOT. (Pl. 8.)

153. *All officers.*—The undress sword knot shall consist of a single loop of braided tan leather cord  $\frac{3}{16}$  of an inch in diameter and 13 inches long, with the ends secured in a tan leather tassel of the same design as the full-dress sword-knot tassel.

SWORD. (Pl. 18.)

154. *All officers.*—The sword shall have a steel blade, slightly curved and from 28 to 32 inches in length, with the back rounded, with a scroll on each side bearing the words "United States Marines," and a scroll on the left side near the hilt for the owner's name. The words "United States Marines" on the right side should read from hilt to point and on the left side from point to hilt, the owner's name to read from point to hilt, the tops of all letters on both sides to be toward the back of the blade. The grip shall be of the Mameluke type, of yellow metal, with leaves of ivory secured by means of two through screw rivets with star countersunk heads of yellow metal, and having in the pommel an eye of yellow metal through which the sword-knot loop may pass. The cross guard shall be straight,  $5\frac{1}{2}$  inches in length, of yellow metal, and finished at each end with an acorn design. The scabbard shall be of nickel or plated steel or German silver, with yellow metal trimmings consisting of two bands and rings, mouthpiece, and ferrule. All of the yellow metal portions of the sword and scabbard shall be gilded bright, the German silver shall be kept polished bright, and the steel blade shall be burnished bright or silver plated to present the same appearance. Officers who have already provided themselves with swords will not be required to procure new ones to conform with these specifications.

BUTTONS. (Pl. 19.)

155. The Marine Corps buttons shall be made according to the standard samples in the Quartermaster's Department of the Marine Corps, and shall be of the following sizes:

*Officers.*—45 ligne,  $1\frac{1}{8}$  inches in diameter; 40 ligne, 1 inch in diameter; 27 ligne,  $\frac{3}{4}$  of an inch in diameter.

*Enlisted men.*—45 ligne,  $1\frac{1}{8}$  inches in diameter; 35 ligne,  $\frac{7}{8}$  of an inch in diameter; 30 ligne,  $\frac{3}{4}$  of an inch in diameter; 25 ligne,  $\frac{5}{8}$  of an inch in diameter.

The buttons worn on blue uniforms and white uniforms shall be of fire-gilt finish or gold plated; and those worn on the overcoat and the field uniforms shall be of dull-finish bronze metal.

## CUFF BUTTONS AND SHIRT STUDS.

156. Cuff buttons shall be of plain gold; and shirt studs worn with mess dress shall be of plain gold and not more than  $\frac{1}{4}$  of an inch in diameter.

## MARINE CORPS GOLD LACES. (Pls 20, 21, 22.)

157. The designation of the gold laces used by the Marine Corps shall be as follows:

No. 1. Gold-thread lace  $1\frac{1}{8}$  inches wide, according to design shown in the plate, for collars of full-dress coats for officers.

No. 2. Gold-thread lace  $1\frac{1}{4}$  inches wide, according to design shown in the plate, for full-dress caps for officers.

No. 3. Gold-thread lace  $1\frac{1}{2}$  inches wide, according to design shown in the plate, for collars of full-dress coats for officers and sleeves for field officers.

No. 3 $\frac{1}{2}$ . Gold lace  $2\frac{1}{2}$  inches wide, with a scarlet stripe  $\frac{3}{8}$  of an inch wide through the center, for sash for brigadier generals, line and staff.

No. 4. Gold-thread lace  $1\frac{1}{2}$  inches wide with a scarlet silk stripe  $\frac{3}{16}$  of an inch wide through the center, for full-dress sword belts for officers.

No. 5. Gold-thread lace  $1\frac{1}{4}$  inches wide with a scarlet silk stripe  $\frac{3}{16}$  of an inch wide through the center, for special full-dress trousers for officers.

No. 6. Gold-thread lace  $\frac{3}{4}$  of an inch wide with a scarlet silk stripe  $\frac{1}{8}$  of an inch wide through the center, for sword slings of full-dress belt for officers.

No. 7. Gold-thread lace  $\frac{5}{8}$  of an inch wide with a scarlet silk stripe  $\frac{1}{8}$  of an inch wide through the center, for chin straps of full-dress and undress caps for officers.

No. 7 $\frac{1}{2}$ . Gold thread lace  $\frac{3}{4}$  of an inch wide with a scarlet silk stripe  $\frac{1}{16}$  of an inch wide through the center for chin-straps for full-dress caps for general officers.

No. 8. Gold tubular braid  $\frac{3}{8}$  of an inch wide, for sleeves of full-dress coats for company officers and for special full-dress coat of leader of the Marine Band and the full-dress coat of the drum major.

No. 9. Gold tracing braid  $\frac{1}{8}$  of an inch wide, for full-dress coats and full-dress caps of officers.

No. 10. Gold braid  $\frac{1}{2}$  of an inch wide, for chevrons of full-dress coat for drum major and second leader of the band.

No. 11. Gold lace 2 inches wide with two vellums, for straps on chapeau.

## CORPS DEVICE FOR EPAULETS. (Pl. 23.)

158. *All officers of the line.*—The corps device for epaulets shall consist of a fretted silver Western Hemisphere, struck from a solid plate, with chased parallels, and the continents of North and South America in silver, resting upon the shank between the stock and flukes of an anchor of smooth silver, and surmounted by a spread eagle cut from solid silver and hard soldered to the hemisphere, the eagle facing away from the anchor ring. The inner edges of the flukes shall be distant  $\frac{1}{8}$  of an inch from the hemisphere. The dimensions shall be as follows: Hemisphere,  $\frac{7}{8}$  inch in diameter; the eagle,  $\frac{1}{2}$  inch from the top of the head to the point of the claws; the spread of the wings,  $1\frac{3}{8}$  inches; the width of the anchor stock and shank,  $\frac{1}{8}$  inch; the arms of the anchor from the peak of the flukes to the apex of the crown,  $1\frac{3}{8}$  inch; the length of the anchor over all,  $1\frac{1}{4}$  inches. The shank of the anchor shall intersect the hemisphere at an angle of 30 degrees with the plane of the Equator. These devices shall be made in pairs, rights and lefts, and shall be worn with the point of the crown of the anchor to the front.

## CORPS DEVICE FOR COLLARS OF UNDRRESS COATS. (Pl. 23.)

159. *All officers.*—The corps device for the collars of undress coats shall consist of a fretted silver Western Hemisphere struck from a solid plate, with chased parallels, and the continents of North and South America in gold, resting upon the shank between the stock and flukes of an anchor of smooth gold; the inner edges of the flukes distant  $\frac{1}{8}$  inch from the hemisphere, and surmounted by a spread eagle cut from solid silver and hard soldered to the hemisphere, with the eagle facing away from the anchor ring. The dimensions shall be as follows: Hemisphere,  $\frac{1}{2}$  of an inch in diameter; the eagle,  $\frac{7}{8}$  of an inch from the top of the head to the point of the claws; the spread of the wings,  $1\frac{1}{8}$  inches; the width of the anchor stock,  $\frac{3}{8}$  of an inch; the shank, full  $\frac{1}{8}$  of an inch; the arms of the anchor, from the peak of the flukes to the apex of the crown,  $\frac{1}{2}$  of an inch; the length of the anchor over all,  $1\frac{3}{8}$  inches. The shank of the anchor shall intersect the hemisphere at an angle of 30 degrees with the plane of the Equator. These devices shall be made in pairs, rights and lefts, and shall be worn with the point of the crown of the anchor to the front, and attached to the coat by clasp pins.

## CORPS DEVICE FOR COLLARS OF FIELD COATS. (Pl. 23.)

160. *All officers.*—The corps device for the collars of field coats shall be similar in all respects as to shape, size, and design to that prescribed for the collars of undress coats, and shall be made of dull-finish bronze metal.



## CORPS DEVICE FOR FULL-DRESS AND UNDRRESS CAPS. (Pl. 23.)

161. *All officers.*—The corps device for the full-dress and undress caps shall be a fretted silver Western Hemisphere struck from a solid plate with chased parallels, and the continents of North and South America in gold, resting upon the shank between the stock and flukes of a fowl anchor of smooth gold; the inner edges of the flukes distant  $\frac{1}{8}$  inch from the hemisphere, and surmounted by a spread eagle cut from solid silver and hard soldered to the hemisphere, with the eagle facing away from the anchor ring. The dimensions shall be as follows: Hemisphere,  $\frac{7}{8}$  of an inch in diameter, the eagle  $\frac{1}{2}$  of an inch from the top of the head to the point of the claws; the spread of the wings,  $1\frac{3}{8}$  inches; the width of the anchor stock and shank,  $\frac{1}{8}$  of an inch; the arms of the anchor, from the peak of the flukes to the apex of the crown,  $1\frac{1}{8}$  of an inch; the length of the anchor over all,  $1\frac{1}{2}$  inches. The shank of the anchor shall intersect the hemisphere at an angle of 30 degrees with the plane of the Equator. On the back of the device there shall be a screw post fitted with a milled nut for securing the device to the cap through an eyelet at the proper place.

## CORPS DEVICE FOR FIELD CAPS AND HATS. (Pl. 23.)

162. The corps device for field caps and hats shall be similar in all respects as to shape, size, and design to that prescribed for full-dress and undress cap, and shall be made of dull-finish bronze metal.

## CORPS DEVICE FOR DRESS SADDLECLOTH.

163. *All officers.*—The corps device for the dress saddlecloth shall be of scarlet leather, embossed with the same design as prescribed for caps, and of the same size as the standard sample.

## CORPS DEVICE FOR FIELD SADDLECLOTH.

164. *All officers.*—The corps device for the field saddlecloth shall be of russet leather, embossed with the same design as prescribed for caps, and of the same size as the standard sample.

## INSIGNIA OF RANK. (Pl. 24.)

165. The insignia of rank for officers shall be as follows:

*Major General Commandant.*—Two silver stars of five rays, of such a size that the points of the rays will touch a circle 1 inch in diameter. One ray of each star shall point toward the collar end of the shoulder strap, epaulet, or shoulder knot.

*Brigadier general.*—One silver star of five rays, of such a size that points of rays will touch a circle 1 inch in diameter. One ray of the star shall point toward the collar end of the shoulder strap, epaulet, or shoulder knot.

*Colonel.*—A silver spread eagle,  $2\frac{1}{4}$  inches wide between the tips of wings, distance from tips of wings to center of talons on each side  $1\frac{1}{4}$  inches, from top of head to bottom of design  $1\frac{1}{4}$  inches; the insignia for the right side having in the right talon an olive branch and in the left a bundle of three arrows, the extreme width from tip of center arrowhead to end of olive branch being  $1\frac{2}{8}$  inches. These insignia shall be made in pairs, rights and lefts, and the eagle shall face to the front on each shoulder.

*Lieutenant colonel.*—A seven-pointed silver oak leaf, with stem;  $1\frac{1}{8}$  inches long from the tip of the stem to the tip of the leaf, and  $1\frac{1}{8}$  inches wide at the widest point. The tip of the leaf shall point toward the collar end of the shoulder strap, epaulet, or shoulder knot.

*Major.*—A seven-pointed gold oak leaf, with stem;  $1\frac{1}{8}$  inches long from the tip of the stem to the tip of the leaf, and  $1\frac{1}{8}$  inches wide at the widest point. The tip of the leaf shall point toward the collar end of the shoulder strap, epaulet, or shoulder knot.

*Captain.*—Two silver bars, each bar  $1\frac{1}{8}$  inches long and  $\frac{3}{8}$  of an inch wide, the bars being parallel and  $\frac{3}{8}$  of an inch apart. The bars shall be worn on the shoulder strap, epaulet, or shoulder knot with the long axis in a line from front to rear.

*First lieutenant.*—One silver bar  $1\frac{1}{8}$  inches long and  $\frac{3}{8}$  of an inch wide. The bar shall be worn on the shoulder strap, epaulet, or shoulder knot with the long axis in a line from front to rear.

The insignia of rank for epaulets, shoulder knots, and the shoulder straps of the blue undress coat and winter field coat shall be embroidered, those for the epaulets and shoulder knots on scarlet cloth so as to show  $\frac{1}{8}$  of an inch all around.

The insignia of rank for the white undress and summer field coats, the white mess jacket, and overcoat shall be of metal and secured to the coat by means of clasp pins.

#### DEVICE FOR AIDS-DE-CAMP. (Pl. 25.)

166. The device for aids-de-camp shall consist of a shield of the United States, of properly colored enamel,  $\frac{3}{4}$  of an inch high, and  $\frac{3}{4}$  of an inch wide at the top, surmounted by a gold or gilt eagle  $\frac{1}{2}$  of an inch high, with wings displayed. On the blue field of the shield there shall be a star or stars, according to the rank of the general on whose staff the officer is serving. This device shall be worn in the center of the sleeve ornament of the full-dress coat and mess jacket and on the collars of the undress and field coats and white mess jacket, and on the shoulder straps of the overcoat. On the field coats and overcoat this device shall be of dull-finish bronze metal.

## DEPARTMENTAL DEVICES. (Pl. 25.)

167. The distinctive devices for the various staff departments of the Marine Corps shall be as follows:

*Adjutant and inspector's department.*—This device shall consist of a Marine Corps gold sword in miniature and gold fasces crossed and surmounted by a silver wreath, in the center of which shall be a gold shield of 13 bars with field above containing 1 large and 12 small stars. The dimensions shall be: Full length of sword,  $1\frac{3}{8}$  inches; full length of fasces,  $1\frac{3}{8}$  inches; diameter of wreath,  $\frac{3}{4}$  of an inch outside,  $\frac{1}{2}$  of an inch inside; shield the full size of the inside of the wreath.

*Quartermaster's Department.*—This device shall consist of a Marine Corps gold sword in miniature and a gold key crossed and surmounted by a gold wheel with a blue enamel rim set with 13 gold stars. The dimensions shall be: Length of sword,  $1\frac{3}{8}$  inches; length of key,  $1\frac{3}{8}$  inches; diameter of wheel,  $\frac{3}{4}$  of an inch.

*Paymaster's Department.*—This device shall consist of a Marine Corps gold sword in miniature and a gold quill pen crossed and surmounted by a silver oak leaf and two acorns. The dimensions shall be: Length of sword,  $1\frac{3}{8}$  inches; length of quill pen,  $1\frac{3}{8}$  inches; length of leaf from stem to tip,  $1\frac{1}{8}$  inches; width of leaf from tip to tip,  $\frac{3}{4}$  of an inch. The devices for the Paymaster's Department shall be made in rights and lefts.

These devices shall be worn with the full-dress, undress, and mess-dress uniforms; and for the field uniforms and overcoat they shall be of the same size and description but of dull-finish bronze metal.

*Warrant officers, devices.*—Quartermaster clerks' device shall consist of a Marine Corps silver sword in miniature and a silver key crossed and surmounted by a silver wheel with blue enamel rim set with 13 silver stars. The dimensions to be the same as prescribed for the device for the Quartermaster's Department.

Marine gunners' device shall consist of a bursting spherical shell made of silver (chased), the shell to be  $\frac{3}{4}$  of an inch in diameter with a flame  $\frac{5}{8}$  of an inch high.

For field uniforms and overcoat they shall be of the same size and description, but of dull-finish bronze metal.

The pins on the above devices to be placed vertically.

## GLOVES.

168. *All officers.*—For wear with special full dress, full dress, undress, and mess dress, the gloves shall be of white lisle thread, white leather, or white kid when appropriate. With special full dress, full dress, or mess dress, white kid gloves with white stitching may be worn. When mounted, officers shall wear white leather gloves with special full dress and full dress. With undress the gloves shall be of

white lisle thread for officers not mounted and of white leather or tan leather, according to the nature of the service, for officers who are mounted. When the overcoat is worn the gloves shall be of tan leather for all officers. With the winter field uniform tan leather gloves shall be worn. The tan leather gloves shall be of the same color as the undress and field belt, with plain stitching in the same color on the back, and clasps of the same color, and they may be either lined or unlined.

#### COLLAR.

169. *All officers.*—The collar shall be a standing, straight edge, white-linen collar, without flaps, of such height as to show not over three-eighths of an inch above the collar of the coat.

#### NECKTIE.

170. *All officers.*—The necktie shall be a black silk string tie, 1½ inches wide, and shall be worn tied in a plain double bowknot with mess dress.

#### FIELD SCARF.

171. *All officers.*—The field scarf shall be of fine flannel of the same color as the flannel shirt; it shall be 2 inches wide, and shall be worn tied in a four-in-hand knot when the flannel shirt is worn without the coat.

#### TROUSERS BELT.

172. *All officers.*—The trousers belt shall be made of webbing 1½ inches wide, of the color of the summer field uniform, and in all respects the same as the standard sample trousers belt for enlisted men in the Quartermaster's Department of the Marine Corps.

#### SHOES.

173. *All officers.*—The black shoes shall be high shoes of polished, enamel, or patent leather; low shoes may be worn with mess dress only, in which case black socks shall be worn. The tan shoes shall be high-laced shoes of tan leather. The white shoes shall be of white canvas or white buckskin, and may be either high or low; in case low white shoes are worn white socks shall be worn.

When not in line with troops, patent leather shoes without tips shall be worn with the special full dress, full dress, and mess dress.

#### BOOTS. (Pls. 8, 40.)

174. *All mounted officers.*—The black boots shall be of polished, enamel, or patent leather, closely fitting at the top, reaching to about 2 inches below the kneecap, and the upper part of the bootleg shall be stiffened. The spur rest shall be 1½ inches above the bottom of the heel.

The tan boots shall be of tan leather, of the same pattern as the black boots, except that the stiffening may be omitted from the upper part of boot leg.

Tan shoes and strap puttee leggings may be prescribed in place of tan boots.

#### LEGGINGS. (Pls. 11, 40.)

175. *All officers*—The leggings shall be of tan leather and of the pattern known as the "strap puttee." Whenever leggings are worn tan leather shoes shall be worn. Tan leather boots may be prescribed for mounted officers in place of leggings and tan leather shoes.

#### SPURS.

176. *All mounted officers*.—The spurs shall be of the same pattern as those issued to officers by the Quartermaster's Department of the Marine Corps; and shall be worn with black leather straps with black boots, and tan leather straps with tan boots or leggings.

#### HORSE EQUIPMENT.

##### SADDLE.

177. *All mounted officers*.—The saddle shall be a fair leather saddle of McClellan or Whitman model, or similar design to that issued by the Quartermaster's Department of the Marine Corps.

##### BRIDLE.

178. *All mounted officers*.—The bridle shall be a fair leather curb bridle similar to the one for officers issued by the Quartermaster's Department of the Marine Corps.

##### DRESS SADDLECLOTH.

179. *All general officers*.—The dress saddlecloth shall be of dark-blue cloth, lined with No. 2 white cotton duck. It shall be made in halves neatly joined and held together by a strip of black enameled leather placed over the seams and stitched through the cloth and lining; and trimmed with two bands of No. 5 Marine Corps gold lace  $1\frac{1}{4}$  inches wide, the bands being  $1\frac{1}{4}$  inches apart, the outer one following the edge of the cloth. The prescribed corps device shall be placed in the flank corners of the cloth and the insignia of rank, made of silver  $1\frac{1}{2}$  inches in diameter, will be placed above the corps device.

180. *All other mounted officers*.—The dress saddlecloth shall be of dark-blue cloth, lined with No. 2 white cotton duck 22 inches wide, and of the same design as that issued by the Quartermaster's Department of the Marine Corps. It shall be made in halves neatly joined and held together by a strip of black enameled leather placed over

the seam and stitched through the cloth and lining. Around the edge there shall be a binding of scarlet enameled leather showing one and one-half ( $1\frac{1}{2}$ ) inches on the outside of the cloth. The prescribed corps device shall be sewed diagonally in the flank corners of the cloth. The saddlecloth shall be worn over the saddle blanket, or pad, and under the saddle.

#### FIELD SADDLECLOTH.

181. *All mounted officers.*—The field saddlecloth shall be made of No. 9 cotton duck 22 inches wide, of the same color as the summer field uniform, and lined with No. 2 white cotton duck 22 inches wide. It shall be of the same pattern and dimensions as the blue saddlecloth prescribed for mounted officers, substituting tan leather for the black and scarlet enameled leather. The prescribed corps device made of tan leather shall be placed in the flank corners of the saddlecloth. All general officers will wear on the saddlecloth their insignia of rank, made of bronze metal,  $1\frac{1}{2}$  inches in diameter, placed above the corps device. This saddlecloth shall be worn in the same manner as prescribed for the blue saddlecloth.

## CHAPTER 6.

### LIST OF ARTICLES OF UNIFORM AND EQUIPMENT WITH WHICH EACH OFFICER OF THE MARINE CORPS IS REQUIRED TO BE PROVIDED.

182. All officers of the Marine Corps shall be provided with the following articles of uniform and equipment, unless otherwise prescribed:

Full-dress coat.	Shoulder knots.
Mess jacket, blue.	Black shoes.
Mess jackets, white.	Tan shoes.
Blue undress coat.	White shoes.
White undress coats.	Black boots (for mounted officers only).
Summer field coats.	Tan boots (for mounted officers only).
Winter field coat.	Tan leather leggings.
Overcoat.	White lisle thread gloves.
Cloak.	White kid gloves.
Flannel shirts.	White leather gloves, for mounted officers.
Field scarf.	Tan leather gloves.
Special full-dress trousers.	Sash (for general officers).
Full-dress trousers. (At least one pair for full dress and another for undress.)	Sword and scabbard.
Full-dress breeches (for mounted officers only).	Rain coat or cape.
White undress trousers.	Full-dress sword belt.
White mess-dress trousers	Full-dress sword knot.
Summer field breeches.	Undress sword belt, cartridge box, and slide for pistol holster.
Winter field breeches.	Pistol belt with suspenders.
Summer field trousers.	Trousers belt.
Winter field trousers.	Undress sword knot.
Mess dress waistcoat.	Blanket.
Black silk necktie.	Canteen.*
Chapeau (for major general commandant and officers of the staff).	Haversack.
Full-dress cap.	Meat can.*
Undress cap.	Knife.*
White cap.	Fork.*
Summer field cap.	Spoon.*
Winter field cap.	Field glasses.
Field hat.	Watch.
Field-hat cord.	Compass.
Corps devices and insignia of rank.	Notebook.
Departmental devices, for officers of the staff.	Pencil.
Distinctive devices, for aids-de-camp.	Pistol and holster.*
Epaulets, for all officers of the line.	Whistle.
Aiguillettes (officers of the staff, aids-de-camp and officers attached to duty at the White House only).	Rubber blanket or poncho.*
	Ammunition.*
	Clothing roll.
	Bedding roll.
	Trunk locker.

NOTE.—Articles marked with an asterisk (\*) will be issued by the Quartermaster's Department to those officers by whom they are required.

## HORSE EQUIPMENTS (for mounted officers only).

Curb bridle.	Horse cover.
Halter headstall.	Surcingle.
Halter strap.	Currycomb.
Saddle, complete.	Horse brush.
Dress saddlecloth.	Pair of spurs.
Field saddlecloth.	Black leather spur straps.
Saddle blanket.	Tan leather spur straps.

All horse equipment shall be of similar pattern to those issued by the Quartermaster's Department of the Marine Corps.

**183.** Officers when appointed to the Marine Corps shall provide themselves with such articles of uniform and equipment as the Major General Commandant may direct.

**184.** Officers ordered on duty in the field shall be required to carry only the articles of uniform and equipment necessary to the particular duty ordered.

101461°—17—5



CHAPTER 7.

**DESCRIPTION OF THE SEVERAL UNIFORMS OF ENLISTED MEN OF THE MARINE CORPS, EXCEPT MEMBERS OF THE MARINE BAND.**

185.

Rank.	Garments, etc., composing uniform.
<p>Noncommissioned officers, drummers, trumpeters, and privates.</p>	<p style="text-align: center;">DRESS. (Pl. 47.)</p> <p>Dress coat.                      Dress trousers. (White trousers may be prescribed.)                      Dress cap. (White cap cover may be prescribed, and shall be worn with white trousers.)                      White gloves, when under arms. Woolen gloves shall be worn with overcoats.                      Black shoes. (Tan shoes shall be prescribed with leggings and may be prescribed with white trousers.)                      Medals and badges. (Ribbons of medals and badges may be prescribed.)                      Overcoat, when prescribed.                      Arms and accouterments as may be prescribed.                      The white dress belt will be worn with this uniform when on duty, except as follows:</p> <ol style="list-style-type: none"> <li>1. When the cartridge belt is prescribed.</li> <li>2. When the overcoat is worn and the cartridge belt is not prescribed, the fair leather belt will be worn.</li> <li>3. When pistols are carried and the cartridge belt is not prescribed, the fair leather belt will be worn.</li> </ol> <p>At drills and exercises and on marches white gloves may be dispensed with by order of the senior officer present.</p>
<p>Noncommissioned officers, drummers, trumpeters, and privates.</p>	<p style="text-align: center;">SUMMER FIELD DRESS. (Pl. 48.)</p> <p>Summer field coat.                      Summer field trousers.                      Leggings (except when their omission is prescribed).                      Field hat. (Summer field-cap cover shall be worn when serving on board ship, and may be prescribed on other occasions.)                      Tan shoes.                      Ribbons of medals and badges.                      Cartridge belt with or without suspenders, as may be prescribed. (Tan leather belts may be prescribed in garrison or on board ship.)                      Arms and accouterments as may be prescribed except that white belts shall not be worn with this uniform, and field trumpet and drum slings shall be worn with it by trumpeters and drummers.                      In the field or at drills and exercises, either afloat or ashore, when it would be appropriate the flannel shirt may be prescribed in place of the field coat, in which case the collar of the shirt shall be worn turned down.                      Leggings may be omitted under appropriate circumstances when such omission is prescribed.</p>

Rank.	Garments, etc., composing uniform.
<p>Noncommissioned officers, drummers, trumpeters, and privates.</p>	<p style="text-align: center;">WINTER FIELD DRESS. (Pl. 49.)</p> <p>Winter field coat.                      Winter field breeches. (Winter field trousers shall be worn when leggings are not prescribed.)                      Leggings (except when their omission is prescribed).                      Field hat. (Winter field cap shall be worn when serving on board ship and may be prescribed at other times.)                      Tan shoes.                      Ribbons of medals and badges.                      Overcoat when prescribed.                      Woolen gloves when overcoat is worn and at other times when prescribed.                      Cartridge belt, with or without suspenders as may be prescribed. (Tan leather belts may be prescribed in garrison or on board ship.)                      Arms and accouterments as may be prescribed, except that white belts shall not be worn with this uniform, and field trumpet and drum slings shall be worn with it by trumpeters and drummers.                      In the field or at drills and exercises, either afloat or ashore, when it would be appropriate the flannel shirt may be prescribed in place of the field coat, in which case the collar of the shirt shall be worn turned down.                      Leggings may be omitted under appropriate circumstances when such omission is prescribed.</p>

## CHAPTER 8.

### DESCRIPTION OF GARMENTS AND ARTICLES OF EQUIPMENT OF ENLISTED MEN OF THE MARINE CORPS, EXCEPT MEM- BERS OF THE MARINE BAND.

#### DRESS COAT. (Pl. 47.)

186. The dress coat shall be a single-breasted sack coat of the material and color of the standard sample in the Quartermaster's Department of the Marine Corps, a dark indigo blue flannel dyed in the wool extending to the crotch, cut half close to define the figure, with a flare over the hips. The back shall be in one piece, and the side body, between the back and the front, shall extend from the armpit to the bottom, the lower corners of the front shall be cut square. The coat shall have a straight front standing collar of two ply, stiffened by a strip of suitable material inserted between the two ply. The collar shall have square corners closed by two japanned hooks and eyes, one at the base, and one close to the top of the collar. The inner ply shall extend 1 inch on the left side under the eyes so as to cover the front opening. The sizes "short" shall have the collar  $1\frac{1}{2}$  inches high, the sizes "medium"  $1\frac{3}{4}$  inches high, and the sizes "long" 2 inches high. The coat shall be closed in front with seven 35-ligne Marine Corps gilt buttons, equally spaced, the top button being three-fourths of an inch below the base of the collar, and the lower button at the waistline. The coat shall have a strap of one ply of cloth, stiffened with a piece of suitable material, sewed down to the coat on each shoulder, its dimensions being 3 inches wide at the armhole seam and  $1\frac{1}{2}$  inches wide at a point 1 inch from the base of the collar, from which point the narrow end of the strap shall be rounded; in the center of the rounded end three-fourths of an inch from the edge a 25-ligne Marine Corps gilt button shall be inserted and securely stayed and fastened on the under side of the coat, the edge of the strap to be cut almost straight. At the center of the bottom of the upper side of each sleeve there shall be a three-pointed strap of the same material as the coat, to be 6 inches long,  $2\frac{1}{2}$  inches wide at each point, and 2 inches wide at the center between the points, a 25-ligne Marine Corps gilt button to be inserted in each point, securely stayed and fastened on the under-side of the sleeve, the straight side of the strap shall be sewed on and turned back, so as to make the points of the strap extend toward

the elbow seam of the sleeve. The edge of the coat, the bottom of the collar, one-eighth of an inch from the top of the collar, the edges of the shoulder and sleeve straps, shall have a piping of scarlet flannel one-eighth of an inch wide, excepting the straight side of the sleeve strap, and the edge of the shoulder strap that is sewed at the armhole, which shall be plain. The shoulder of the coat shall be supported by a cotton pad, which shall be centered at the shoulder seam and extending full length down the back and the front of the armhole, the edge of the pad extending over the sleeve head seam one-fourth of an inch full. The coat shall be faced with the same material 4 to 5 inches wide, the facing extending to the shoulder seam. The coat shall be lined with the black Italian cloth lining. The sleeve shall be lined with a drab jean lining. The front shall be interlined with the canvas padding. In the facing close to the lining a vertical pocket shall be inserted 6 inches long, the top of the pocket to be on a line with the bottom of the armhole. The total number of buttons on the coat shall be seven 35-ligne and eight 25-ligne. The coat is to be made in all respects according to the standard sample.

#### SUMMER FIELD COAT. (Pl. 48.)

187.—The summer field coat shall be made of cotton material of the same color and weight as the standard sample in the Quartermaster's Department of the Marine Corps, extending to the crotch, cut half close to define the figure, with a flare over the hips. On each side of the front of the coat, extending from the back to the top of the pocket, there shall be two diagonal gore seams, about  $1\frac{1}{2}$  inches wide at the collar and 3 inches wide at the top of the pocket, so as to make the coat full across the chest. The coat shall be cut with a seam down the center back, the side body between the back and front shall extend from the armpit to the bottom, the lower corners of the front shall be cut square. The coat shall have a two-ply straight front standing collar. The collar shall have square corners, closed by two brass hooks and eyes, one at the base and one close to the top of the collar, the inner ply shall extend 1 inch on the left side under the eyes, so as to cover the front opening. The sizes "short" shall have the collar  $1\frac{1}{8}$  inches high, the sizes "medium"  $1\frac{1}{4}$  inches high, and the sizes "long" 2 inches high. The coat shall be closed in front with one row of five 35-ligne Marine Corps buttons of dull finish bronze metal, equally spaced, the top button being three-fourths of an inch from the base of the collar, and the lower button at the waistline. The coat shall have a strap of two-ply material on each shoulder, sewed in at the armhole, its dimensions being 3 inches wide at the armhole seam and  $1\frac{1}{2}$  inches wide at a point 1 inch from the base of the collar, from which point the narrow end shall be rounded.

There shall be a buttonhole worked lengthwise of the strap, and buttoned to a 25-ligne Marine Corps button of dull-finish bronze three-fourths of an inch from the base of the collar. There shall be one patch pocket on each breast, 7 inches deep and  $5\frac{1}{4}$  inches wide, inside measurements, with a vertical pleat  $1\frac{1}{4}$  inches wide in the center, being sewed at the top and bottom, the lower edge of the pocket being rounded. The top of the pocket shall be on a horizontal line with the second button from the top. There shall be a pointed flap of two-ply material over each pocket opening,  $3\frac{1}{2}$  inches wide at the point in the center, and curving to  $1\frac{1}{2}$  inches deep at each side. There shall be a buttonhole worked vertically in the point of the flap to button to a 25-ligne Marine Corps button of dull-finish bronze. The coat shall have a cuff on each sleeve 3 inches deep on the underside of the sleeve and running to a point in the center of the upper side of the sleeve 6 inches from the bottom. The coat shall be faced with the same material 4 to 5 inches wide, the facing extending to the shoulder seam. There shall be a loop  $1\frac{1}{2}$  inches long and one-fourth of an inch wide of double materials, sewed on the inside of the coat at the base of the collar. The coat shall have all seams and edges double stitched, five-sixteenths of an inch apart, and to be finished with five 35-ligne and four-25 ligne buttons attached to the coat with eyelets and rings. The coat is to be made in all respects according to the standard sample.

#### WINTER FIELD COAT. (Pl. 49.)

188.—The winter field coat shall be a single breasted sack coat of the material and color of the standard sample in the Quartermaster's Department of the Marine Corps, extending to the crotch, cut half close to define the figure, with a flare over the hips. On each side of the front of the coat, extending from the neck to the top of the pocket, there shall be two diagonal gore seams about  $1\frac{1}{2}$  inches wide at the collar and 3 inches wide at the top of the pocket so as to make the coat full across the chest. The back shall be in one piece and the side body between the back and front shall extend from the armpit to the bottom, the lower corners of the front shall be cut square. The coat shall have a straight front standing collar of two ply, stiffened by a strip of suitable material inserted between the two ply. The collar shall have square corners, closed by two dull finished bronzed hooks and eyes, one at the base and one close to the top of the collar. The inner ply shall extend 1 inch on the left side under the eyes so as to cover the front opening. The size "short" shall have the collar  $1\frac{1}{2}$  inches high, the size "medium"  $1\frac{3}{4}$  inches high, and the size "long" 2 inches high. The coat shall be closed in front by one row of five 35-ligne Marine Corps buttons of dull finish bronze metal, equally spaced, the top button being  $\frac{3}{4}$  of an inch from the base of the collar,

and the lower button at the waist line. The coat shall have a strap of two ply cloth on each shoulder, sewed in at the armhole, its dimensions being 3 inches wide at the armhole seam and  $1\frac{1}{2}$  inches wide at a point 1 inch from the base of the collar, from which point the narrow end of the strap shall be rounded; in the center of the rounded end there shall be a buttonhole worked lengthwise of the strap, and buttoned to a 25-ligne Marine Corps button of dull-finish bronze sewed to the coat  $\frac{3}{4}$  of an inch from the base of the collar. At a point  $1\frac{1}{2}$  inches from armhole seam the straps shall be stitched down to the coat with one row of stitching and two cross rows of diagonal stitching, the edge of the trap to be cut almost straight. There shall be one patch pocket on each breast 7 inches deep and  $5\frac{1}{4}$  inches wide, inside measurements, with a vertical pleat  $1\frac{1}{2}$  inches wide in the center, being sewed at the top and bottom, the lower edge of the pocket being rounded. The top of the pocket shall be on a horizontal line with the second button from the top. There shall be a pointed flap of two-ply cloth over each outer pocket opening,  $3\frac{1}{2}$  inches wide at the point in the center, and curving to  $1\frac{1}{2}$  inches deep at each side; there shall be a buttonhole worked vertically in the point of the flap to button to a 25-ligne Marine Corps button of dull finish bronze sewed to the pleat of the pocket. The coat shall have a cuff on each sleeve 3 inches deep on the under side of the sleeve, and running to a point in the center of the upper side of the sleeve 6 inches from the bottom. The edge of the coat, the base of the collar, the upper edge of cuffs, and the edge of the shoulder strap shall be piped with scarlet flannel  $\frac{1}{8}$  of an inch wide, except the edge of the shoulder strap sewed in at the armhole, which shall be plain. The shoulder of the coat shall be supported by a cotton pad, which shall be centered at the shoulder seam, and extended full length down the back and front of the armhole, the edge of the pad extending over the sleeve head seam  $\frac{1}{4}$  of an inch full. The coat shall be faced with the same material 4 to 5 inches wide, the facing extending to the shoulder seam. The coat shall be lined with the Italian lining, the same color as the cloth. The sleeves shall be lined with a drab jean lining. The front shall be interlined with the canvas padding. In the facing close to the lining a vertical pocket shall be inserted 6 inches long, the top of the pocket to be on a line with the bottom of the armhole. The total number of buttons on the coat shall be five 35-ligne and four 25-ligne. The coat is to be made in all respects according to the standard sample.

NOTE.—The piping on this coat will be temporarily omitted. (Changes No. 8.)

#### OVERCOAT. (Pl. 50.)

189. *For enlisted men.*—The overcoat shall be made the same as the standard sample in the Quartermaster's Department of the Marine Corps. It shall be double-breasted with two rows of 45-ligne

Marine Corps buttons of dull-finish bronze on the front, five buttons in each row, the distance between the rows being 12 inches at the top and 6 inches at the bottom, the upper buttons being on a horizontal line with the collar opening and the lower buttons being 1 inch below the waist line, the coat overlapping in front a distance equal to the distance between the two rows of buttons. The coat shall extend to from 8 to 10 inches below the knee when the wearer is in a standing position. The back shall be cut semifull. There shall be a vent in the center of the back, extending from the height of the crotch to the bottom of the coat. The left side of this vent shall overlap the right side 2 inches. The back at the waist shall have two straps of the same material as the coat, attached to the coat at the side seams, the straps being  $2\frac{1}{2}$  inches wide, the right strap having two buttonholes and the left strap two 45-ligne Marine Corps buttons of dull-finish bronze, the length of the straps and the positions of the buttons and buttonholes being such that when buttoned the coat will fit snugly at the waist. There shall be 3 belt loops on the back strap, one on the center, and one on each side. The coat shall have a standing rolling collar,  $1\frac{1}{2}$  inches stand and  $4\frac{1}{2}$  inches leaf for stouts; 2 inches stand and  $4\frac{1}{2}$  inches leaf, for longs, with one cloak clasp and eye  $1\frac{1}{2}$  inches for stouts and  $1\frac{1}{4}$  inches for longs, and a tab on the leaf part for securing the collar in a standing position. On each shoulder there shall be a strap of the same material as the coat, stitched in at the shoulder seam and extending to the base of the collar, the shoulder end being 3 inches wide and from there tapering to  $1\frac{1}{2}$  inches wide at a point 1 inch from the collar end, which end shall be rounded and attached to the coat by means of a 25-ligne Marine Corps button of dull-finish bronze. The strap shall be stitched to the coat with one row of stitching  $1\frac{1}{4}$  inches from the shoulder seam and shall have two rows of diagonal cross stitching between this row and the shoulder seam. On each sleeve there shall be a cuff of the same material as the coat, 3 inches wide on the under sleeve and curving to a point at the center of the upper sleeve 6 inches from the bottom of the sleeve. There shall be an inside breast pocket on the left side. A tab  $5\frac{1}{2}$  inches long and 2 inches wide shall be provided with a buttonhole in each end and a 25-ligne Marine Corps dull-finish bronze button on the inside of each front edge of the coat 3 inches from the bottom, so that the coat skirts may be buttoned back for marching. The edges of the collar, shoulder straps, tabs, back straps, and back vent, and the front edges of the coat shall be stitched with one row of plain stitching  $\frac{1}{4}$  of an inch from the edge. The body of the coat shall be lined with flannel or cloth of the same shade as the material of the coat, and there shall be placed on top of lining a yoke of Italian cloth, of the same shade, for a depth of 16 inches from the base of collar. On the overcoat non-

commissioned officers shall wear the chevrons, and drummers and trumpeters the designs prescribed for the winter field coat. Re-enlisted men shall wear the same service stripes on the sleeves of the overcoat as those prescribed for the winter field coat.

#### FLANNEL SHIRT.

190. *All enlisted men.*—The flannel shirt shall be a light woolen coat shirt, having reinforced elbows, a rolling collar 3 inches wide, with one patch pocket on each breast, closed by a V-shaped flap, with cuffs  $2\frac{1}{2}$  inches deep; all buttons to be flat and made of brown bone,  $\frac{1}{2}$  inch in diameter. The shirt to be of the same color, and to be made in every respect according to the standard sample in the Quartermaster's Department of the Marine Corps.

#### DRESS TROUSERS. (Pl. 47.)

191. *Noncommissioned officers.*—The dress trousers shall be of sky-blue kersey, cut with medium spring; with side pockets; having a stripe of scarlet cloth 1 inch wide down each outer seam, the edges of the scarlet cloth being welted one-eighth of an inch. The suspender buttons shall be on the inside of the waistband, which shall have six belt loops.

192. *Privates, drummers, and trumpeters.*—The full-dress trousers shall be the same as prescribed for noncommissioned officers, omitting the scarlet stripes down the outer seams.

#### WHITE TROUSERS.

193. *Noncommissioned officers, drummers, trumpeters, and privates.*—The white trousers shall be made of white cotton drill, after the same pattern as the dress trousers for privates. All buckles and buttons shall be of brass, the suspender buttons shall be sewed on the inside of the waistband, and there shall be six belt loops.

#### SUMMER FIELD TROUSERS. (Pl. 48.)

194. *Noncommissioned officers, drummers, trumpeters, and privates.*—The summer field trousers shall be made of the same material as the field coat and after the same pattern as the white trousers.

#### WINTER FIELD TROUSERS. (Pl. 49.)

195. *All enlisted men.*—The winter field trousers shall be made of kersey of the same color as prescribed for the winter field coat, and they shall be cut in the same style and after the same pattern as the dress trousers for privates, except that the seats and thighs shall be proportionately larger in all of the sizes.



## WINTER FIELD BREECHES. (Pl. 49.)

196. *All enlisted men.*—The winter field breeches shall be made of kersey of the same color as that prescribed for the winter field coat. They shall be cut loose in the thigh, tight at the knee and from the knee down, with ample length from hip to knee, and shall extend to a point just above the ankle joint. The outside seam of each leg shall be slit from the knee down, and fastened below this by a lacing of the same color as the cloth of the breeches, securing through eyelets worked in the cloth at both sides of the slits. They shall be provided with six belt loops and the buttons shall be sewed on the inside of the waistband. They shall have two side and one hip pockets.

## DRESS CAP. (Pl. 47.)

197. *Noncommissioned officers, drummers, trumpeters, and privates.*—The dress cap shall be made of dark blue cloth of the same quality and color as the standard sample in the Quartermaster's Department of the Marine Corps. The cloth shall be well sponged, without refinishing, before being made into caps. The band shall be  $1\frac{1}{2}$  inches wide, formed by the material of the body of the cap, between two welts of scarlet cloth  $\frac{1}{4}$  of an inch wide, each welt at top and bottom projecting about  $\frac{1}{8}$  of an inch, the bottom welt being about  $\frac{1}{8}$  inch above the base of the cap; the band being strengthened by a strip of wicker 2 inches wide, well shellacked on both sides. The upper and lower edges of the wicker band shall be bound with strong silesia  $\frac{1}{2}$  inch wide, and sewed in between the sweatband and the body of the cap. The crown shall be bell-shaped, about  $1\frac{1}{2}$  inches larger at the top than at the base; height, measuring from lower welt in front,  $3\frac{1}{2}$  inches; in the back, 3 inches. The visor shall slant downward at an angle of about 60 degrees from the horizontal, and be made of black patent enameled leather, lined with an embossed green leather securely cemented to the body of the visor by the best rubber cement, and bound with black patent leather to the depth of  $\frac{3}{8}$  of an inch, the upper edge of the binding being neatly turned in and stitched. The width of the visor at its widest part, from the lower edge of the center front of the cap to the edge of the binding, shall be  $1\frac{1}{2}$  inches, and the entire visor shall be molded to shape.

A 25-ligne fire gilt button, the shell portion being attached by means of a threaded solid post fitting into a threaded hollow post, shall be placed on each side immediately behind the ends of the visor for securing the chin strap. The chin strap shall be made of good enameled leather in two parts, each part about 9 inches long and one-half inch wide, fitted with a leather slide on the end of the under part, and the same kind of a leather keeper on the end of the upper part, through which the end finished to a point shall project

about one-fourth inch to permit the strap to be adjusted at will; and it shall have metal eyelets at each end for the button post. The sweat leather shall be of good quality belgian leather, about  $1\frac{1}{4}$  inches wide, turned on the upper edge and properly cemented. The lining shall be of strong black sateen, cut and shaped to the inner side of the crown, joined at the seam with the crownpiece of the cap and stitched therewith to hold the lining at all times in position. Between the wicker stiffening and the body of the cap shall be placed a strong piece of furniture haircloth to fit the cap, bound at the top by a strong cutting of silesia about  $1\frac{1}{4}$  inches wide, in which shall be inserted a flat steel-covered wire about three-sixteenths inch wide, the whole being secured to the haircloth by two rows of stitching. The front quarter shall be reinforced by two upright stays of steel wire about 1 inch apart extending from the crown wire to the base of the band and covered on the inside by a strong piece of black elastic. The haircloth shall be well shrunk before being cut for manufacture. Each cap shall have four black metal eyelets for ventilation, two on each side of the cap, the center of each eyelet being placed halfway between the upper seam of the welt and the top of the cap, and  $1\frac{1}{2}$  inches apart from each other. There shall be a metal eyelet in the center line of the front, midway between the upper welt and the edge of the crown, for the post of the ornament. Each cap shall have a loop of black mohair or worsted braid, not less than one-eighth of an inch wide, securely fastened under the sweat leather at the back seam, and the sweat leather shall be sewed to the cap with not less than seven fine stitches to the inch. The above specifications are based on size  $7\frac{1}{2}$ .

#### CAP FRAME.

(a) The cap frame shall be the same as the standard sample in the Quartermaster's Department of the Marine Corps. When the white cap cover is worn on the frame the gilt buttons shall be worn and when the summer field cover is worn the bronze buttons shall be worn..

#### WHITE CAP COVER.

198. The white cover shall be the same as the standard sample in the Quartermaster's Department of the Marine Corps, and shall be worn on the cap frame.

#### SUMMER FIELD CAP COVER.

199 The summer field cap cover shall be the same as the standard sample in the Quartermaster's Department, and shall be worn on the cap frame.

200. *All enlisted men.*—The field cap shall be of the same description and dimensions as the dress cap prescribed for enlisted men and shall be made of cloth of the same color as the winter field uniform.

The welts at the top and bottom of the band shall be plain without scarlet piping, the visor and chin strap shall be made of leather of the prescribed shade, and the buttons and corps device shall be of dull-finish bronze. Brown enameled metal ventilators will be placed in the cap in like manner as prescribed for black ventilators in the dress cap.

#### FIELD HAT. (Pl. 48.)

201. *All enlisted men.*—The field hat shall be made of felt according to the standard sample in the Quartermaster's Department of the Marine Corps. The brim shall be made nearly flat, 3 inches wide at the sides and about  $2\frac{1}{4}$  inches at the front and back, and reinforced around the outer edge by a strip of the same felt as the hat, one-half inch wide. The hat shall be blocked to a point at the center of the crown and the height shall be  $5\frac{1}{4}$  inches. The band shall be a ribbed silk ribbon of the same color as the hat, and 1 inch wide. The corps device prescribed for caps, in dull-finish bronze, shall be attached to the hat with its post on the front center line  $2\frac{5}{8}$  inches above the base of the crown. Company numerals, and in recruit companies, letters, will be worn on the hat, bottom of the letter or numeral to rest on top of the band, directly underneath the eyelet for the corps device. A cord, as issued, shall be worn to hold the hat on the head, this cord passing around the head at the back, and neatly tied in a square knot without loose ends.

#### WINTER STORM CAP.

202. *Noncommissioned officers, drummers, trumpeters, and privates.*—The winter storm cap shall be the same as the standard sample in the Quartermaster's Department of the Marine Corps.

#### CORPS DEVICES FOR CAPS AND HAT.

203. *Noncommissioned officers, drummers, trumpeters, and privates.*—A corps device, struck from one piece of gilder's metal No. 14, of the same pattern and dimensions as the standard sample in the Quartermaster's Department of the Marine Corps, shall be worn on the front of the dress cap. When the white cap cover is worn, this device shall be worn outside of the cover. A corps device of the same pattern and dimensions in dull-finish bronze shall be worn on the field cap and field hat. The dimensions of these devices shall be the same as prescribed for officers.

#### SHOES.

204. *All enlisted men.*—The shoes shall be of black calfskin or tan leather made according to the standard sample in the Quartermaster's Department of the Marine Corps.

## ARCTIC SHOES.

205. The arctic shoes shall be made according to the standard sample in the Quartermaster's Department of the Marine Corps.

## SOCKS.

206. *All enlisted men.*—The socks shall be made according to the standard samples in the Quartermaster's Department of the Marine Corps.

## TROUSERS BELT.

207. *All enlisted men.*—The trousers belt shall be of web belting, 1½ inches wide, of the color of the summer field uniform, and made according to the standard sample in the Quartermaster's Department of the Marine Corps.

## UNDERSHIRTS.

208. *All enlisted men.*—The undershirts shall be made according to the standard samples in the Quartermaster's Department of the Marine Corps.

## DRAWERS.

209. *All enlisted men.*—The drawers shall be made according to the standard samples in the Quartermaster's Department of the Marine Corps.

## SUSPENDERS.

210. *All enlisted men.*—The suspenders shall be made according to the standard sample in the Quartermaster's Department of the Marine Corps.

## PAJAMAS.

211. *All enlisted men.*—The pajamas shall consist of coat and trousers made according to the standard sample in the Quartermaster's Department of the Marine Corps.

## DUNGAREES.

212. *All enlisted men for whom required.*—The dungarees shall consist of a coat and trousers made according to the standard sample in the Quartermaster's Department of the Marine Corps.

## GLOVES.

213. *All enlisted men.*—The gloves shall be of white cotton for wear with dress uniform, and of wool of the same color as the winter field uniform for wear with that uniform or with overcoats, both kinds being according to the standard samples in the Quartermaster's Department of the Marine Corps.

## RAIN CLOTHES.

214. *All enlisted men.*—The rain clothes shall consist of a coat, hat, and boots, the same as the standard samples in the Quartermaster's Department of the Marine Corps. The rain clothes shall be used by men on guard duty or by messengers, orderlies, and daily duty men whose duties are such that they require this protection.

## BLANKET.

215. *All enlisted men.*—The blanket shall be of wool and the same as the standard sample in the Quartermaster's Department of the Marine Corps.

## PONCHO.

216. *All enlisted men.*—The ponchos shall be the same as the standard sample in the quartermaster's department of the Marine Corps.

## LEGGINGS. (Pl. 48.)

217. *All enlisted men.*—The leggings shall be the same as the standard sample in the Quartermaster's Department of the Marine Corps.

## HAVERSACK, KNAPSACK, AND CANTEEN.

218. *All enlisted men.*—The haversack, knapsack, and canteen shall be the same as the standard samples in the Quartermaster's Department of the Marine Corps. Sergeants major and quartermaster sergeants will not be issued knapsacks.

## NONCOMMISSIONED OFFICERS' SWORDS. (Pl. 18.)

219. *Sergeant major and quartermaster sergeant.*—The sword shall be of curved pattern, with blade of bright steel bearing the prescribed decoration on both sides, with half-basket guard of brass, and black leather grip wrapped with brass wire. The scabbard shall be of black leather with plain brass ferrule and two plain brass straps with rings attached thereto for slinging the sword.

220. *Other noncommissioned officers for whom prescribed.*—The sword shall be the same as prescribed for sergeant major, and the scabbard shall be the same except that there shall be no rings, the lower strap shall be omitted and the upper strap shall have on the outer side a hook for holding it in the frog.

## BELTS AND BELT PLATES.

221. *Sergeant major and quartermaster sergeant.*—The dress belt shall be of white leather  $1\frac{3}{4}$  inches wide, with slings three-fourths inch wide attached to the belt in the same manner as the slings of officers' full-dress belts, and it shall be closed by a brass belt plate of the same

design as the belt plate prescribed for officers' full-dress belts, except that there shall be no ornamentation of silver on it. The belt, noncommissioned staff, fair leather (complete) shall be the same as the undress sword belt for officers.

**222. Other noncommissioned officers for whom swords are prescribed.**—The dress belt shall be of white leather  $1\frac{1}{4}$  inches wide, with a sword frog of the same leather, the belt being closed by a plain brass belt plate for all except the second leader of the band and the drum major, who shall wear the plate prescribed for a sergeant major. The fair leather belt shall be made of tan leather  $1\frac{1}{4}$  inches wide, with a frog of the same material, the belt being closed by means of a bronze metal trace buckle.

**223. All men armed with the rifle.**—The dress belt shall be made of white leather  $1\frac{1}{4}$  inches wide, closed by a plain brass belt plate. The fair leather belt shall be  $1\frac{1}{4}$  inches wide, and closed by means of a bronze metal trace buckle. The dress and fair leather belts shall be provided with a sliding frog of the same material as the belt, to hold the bayonet scabbard in place. In the field the cartridge belt shall be worn.

(a) **All men armed with pistol.**—The pistol belt shall be the same as the standard sample in the Quartermaster's Department. Staff non-commissioned officers will wear the pistol-belt suspenders and the haversack with the pistol belt, as prescribed for commissioned and warrant officers.

#### DRUM, DRUMSTICKS, TRUMPET, TRUMPET CORD, DRUM SLINGS, AND STICK CARRIAGE.

**224. Drummers and trumpeters.**—They shall be the same as the standard samples in the Quartermaster's Department of the Marine Corps. Field trumpet cords and webbing drum slings shall be used when the field uniform is worn or when cartridge belts are worn; and red trumpet cords and white leather drum slings shall be used at all other times.

#### CHEVRONS. (Pls. 51 to 57.)

**225.** The chevrons for the dress coat shall be of yellow-silk lace, one-half inch wide on a backing of scarlet cloth which shall show one-eighth of an inch between the bars and along the edges, worn on the sleeves above the elbow, with the point up, the point of the chevron being 4 inches below the shoulder seam, and the space between the bars being one-eighth of an inch. The total width of the chevron shall be 8 inches.

*Sergeant major.*—Three bars with 3 arcs on scarlet ground.

*Second leader of the band.*—Three bars with 3 arcs on scarlet ground with a cornet in yellow silk on scarlet ground in the angle.

*Quartermaster sergeant.*—Three bars with 3 ties on scarlet ground.

*Quartermaster sergeant, paymaster's department.*—Three bars with 3 ties on scarlet ground, with a device representing a pile of gold coins crossed by a quill in yellow silk on scarlet ground in the angle.

*Gunnery sergeant.*—Three bars with a device of a bursting bomb and crossed rifles in yellow silk on scarlet ground in the angle.

*Drum major.*—Three bars with 3 ties and a 5-pointed star in yellow silk on scarlet ground in the angle.

*First sergeant.*—Three bars, with a lozenge of yellow silk on scarlet ground placed in the angle.

*Sergeant.*—Three bars.

*Corporal.*—Two bars.

*Lance corporal.*—One bar,  $3\frac{1}{2}$  inches from side to side, worn on the right sleeve only.

*Musicians.*—The chevrons for dress uniforms to be of scarlet cloth,  $3\frac{1}{2}$  inches wide by  $5\frac{1}{2}$  inches long, the straight edges to measure  $2\frac{1}{2}$  inches, curving at the bottom to form an arc three-fourths of an inch high in the center. At the top to curve to a point  $2\frac{1}{4}$  inches in the center above the straight edges. A lyre, 2 inches long by  $1\frac{1}{2}$  inches wide, to be embroidered in the center with yellow silk, the upper and lower edges of the chevron to be outlined with yellow lace braid, three-eighths of an inch wide, one-eighth of an inch from the edge. To be in all respects like and equal to the standard sample. The chevrons for the overcoat and winter field coat shall be of the same material and the same design as for the dress uniforms, except that the silk embroidering and braid shall be of winter field shade.

226. The chevrons on the full-dress coat of the second leader of the band and the drum major shall be of  $\frac{1}{2}$ -inch real gold lace, made in the same manner as the silk chevron; the cornet of the second leader and the star of the drum major's full-dress chevrons being embroidered in gold.

227. On the winter field coat the chevrons shall be made of the same material as the coat, the bars shall be three-eighths of an inch wide, sewed on a backing of scarlet cloth, which shall show at the edges and between the bars one-eighth of an inch. The total width of the chevron shall be  $3\frac{1}{2}$  inches, and they will be worn on both sleeves, point up, midway between the elbow and the shoulder seam.

228. On the overcoat the chevrons shall be the same as those prescribed for the winter field coat, and they shall be worn in the same position on the sleeve.

229. On the summer field coat the chevrons shall be made of woolen material of a darker shade than the coat, on a backing of the same material as the coat, and of the same dimensions as prescribed for the winter field coat.

230. On the flannel shirt the chevrons will be the same as those prescribed in paragraph 229 for the summer field coat and they will be worn on both sleeves midway between the elbow and the shoulder seam.

231. Drummers shall wear a design consisting of a pair of crossed drumsticks, with the buttons down; the length of the stick being  $2\frac{1}{4}$  inches. (Pl. 55.)

232. Trumpeters shall wear a design consisting of a horizontal trumpet, with the mouthpiece to the front,  $2\frac{1}{4}$  inches long and one-half inch in width at the center. (Pl. 55.)

233. These designs shall be worn on the sleeves, halfway between the elbow and the shoulder; for the dress coat they shall be embroidered in yellow silk on dark-blue material the same as the coats; for the field coats, overcoat, and flannel shirt they shall be embroidered in gray linen thread on material the same as the respective coats and shirt on which they are to be worn.

#### GUN POINTERS' BADGES. (Pl. 55.)

234. On the dress coat enlisted men serving on board ship, who have qualified as gun pointers, shall, while regularly detailed as such, wear midway between the elbow and the lower end of the right sleeve a distinctive badge, the design of which shall be as follows: A 6-pounder gun mounted on a cage mount, total length of the design being  $2\frac{1}{2}$  inches, and height measuring through center of base  $1\frac{1}{2}$  inches, all embroidered in fast-dye scarlet silk for gun pointers, first class, and in white silk for gun pointers, second class.

On the field coats and flannel shirt the design shall be embroidered in drab linen thread on drill for the summer field coat, on cloth for the winter field coat, and on flannel for the shirt, all of these materials being of the same color as the field uniform.

(a) *For all enlisted men.*—The target insignia for the Navy course will be made according to the standard samples in the Quartermaster's Department of the Marine Corps. The insignia will be worn on the right sleeve of the coat and shirt; on the dress coat, in front of and directly opposite the middle cuff button, midway between the edge of the button and the vertical seam of the cuff; on the summer field coat, the bottom edge of the target  $2\frac{1}{2}$  inches above the bottom edge of the sleeve, center of target directly underneath the point of the cuff; on the flannel shirt, bottom edge of the target one-fourth of an inch from top edge of cuff, 3 inches from edge of cuff opening; on the overcoat, in same position as on summer field coat.

(b) *Gun captains' insignia.*—Each marine regularly detailed by the commanding officer of a vessel as a gun captain, except at a secondary battery gun (less than 4-inch caliber), shall wear the insignia on the



right sleeve, midway between the elbow and the end of the sleeve, the design of which shall be a gun, with its axis horizontal, the muzzle of the gun pointing to the front. On the dress coat the insignia shall be embroidered with white silk, on a backing of the same material as the coat. On the field coat and the flannel shirt the insignia shall be embroidered with winter field shade silk, on a backing of the same material as the coat.

#### SERVICE STRIPES. (Pl. 47.)

235. To indicate service, all noncommissioned officers, drummers, trumpeters, privates, and musicians, who have served faithfully one term of enlistment in any branch of the Government service, shall wear, as a mark of distinction, upon each sleeve midway between the bottom of the sleeve and the elbow, a service stripe. On the dress coat this stripe shall be 8 inches long and shall be sewed on the sleeve above the strap with the front end of the stripe  $4\frac{1}{2}$  inches and the rear end  $8\frac{1}{4}$  inches from the lower edge of the sleeve, and it shall be made of yellow silk lace one-half of an inch wide, edged with scarlet cloth one-eighth of an inch wide. An additional service stripe shall be added for each additional term of enlistment completed as above prescribed and shall be placed above the other stripes showing one-eighth of an inch of scarlet cloth between. These stripes on the full-dress coats of the second leader of the band and drum major shall be of real gold lace one-half of an inch wide. On the winter field coat and overcoat the service stripe shall be  $3\frac{1}{4}$  inches long and three-eighths of an inch wide of the same material as the coat, sewed to a backing of scarlet cloth which shall show all around the stripe for one-eighth of an inch. The stripes shall be sewed on the sleeve  $1\frac{1}{2}$  inches above the point of the cuff at an angle of 30 degrees with the bottom of the sleeve and the ends shall be bias cut to show a vertical edge. Additional stripes shall be added above the first one, the ends being kept vertical, and the backing of scarlet cloth showing one-eighth of an inch between the stripes.

#### BATON AND CORD.

(a) *For drum major of post bands.*—The baton and cord for post bands shall be the same as the standard sample in the Quartermaster's Department of the Marine Corps.

## CHAPTER 9.

### INSTRUCTIONS FOR MARKING CLOTHING AND EQUIPMENTS OF ENLISTED MEN OF THE MARINE CORPS.

#### CLOTHING.

236. Every article of clothing shall be plainly marked with the owner's name, using either stencil or stamp, the letters to be similar in size and style to the following sample:

**J. T. SMITH.**

These names shall be marked in black on light-colored material and in white on dark-colored material, and shall be placed on the several articles as follows:

*Caps.*—Inside the crown.

*Cap covers.*—Inside the band.

*Coats, blue.*—On lining of right sleeve, near the shoulder seam.

*Coats, field.*—Inside, on right facing, under the pocket.

*Drawers.*—On the outside of right half waistband.

*Gloves.*—Inside wrist, parallel to edge.

*Hats.*—Inside the crown.

*Leggings.*—On the inside, 1 inch from and parallel to the top.

*Shirts, under.*—Across center of back inside, 1 inch below collar.

*Shirts, flannel.*—On the inside facing, underneath the right pocket.

*Shoes.*—Inside, near the top.

*Socks.*—On the leg, near the top.

*Trousers.*—Inside, right waistband.

Blankets shall be marked with the owner's name in white block letters 1 inch in height, similar to the standard stencil issued by the Quartermaster's Department of the Marine Corps, on the face of the blanket, in the center of the lower stripe.

#### ACCOUTERMENTS.

237. Accouterments, the property of the Government, shall not be marked with the name of the man to whom they are issued, but may be marked in black with distinguishing number of regiment, letter for company, and number of identification of the man to whom issued; the letters and numbers to be similar in style and size to the following sample:

**2. B. 52**

Haversacks, canteens, and knapsacks shall be marked on the backs, 1 inch from and in the center of the lower edge, and belts and suspender straps on the inside.

CHAPTER 10.

DESCRIPTION OF THE SEVERAL UNIFORMS OF MEMBERS OF  
THE MARINE BAND.

238.

Grade.	Garments, etc., composing uniform.
Leader, second leader, and all musicians.	<p style="text-align: center;">SPECIAL FULL DRESS.</p> <p>Special full-dress coat. Special full-dress trousers. Special full-dress cap. White gloves. Black shoes. Medals and badges.</p>
Leader only.....	<p>Sword. Full-dress sword belt. Full-dress sword knot. Shoulder knots. This uniform shall be worn on occasions of indoor functions at which the band has to play, or on other special occasions when prescribed.</p>
Leader, second leader, all musicians, and drum major.	<p style="text-align: center;">FULL DRESS.</p> <p>Full-dress coat. Full-dress trousers. (White trousers may be prescribed.) Full-dress cap. (Shako, for drum major only.) Shoulder knots (for all except leader). Aiguillettes (for all except drum major). White gloves. Black shoes. Medals and badges. Accouterments as may be prescribed.</p>
Leader only.....	<p>Epaulets. Sword. Full-dress sword belt. Full-dress sword knot. This uniform shall be worn on occasions of parades or reviews, when officers appear in special full dress or full-dress uniform, and when prescribed by the commanding officer.</p>
Leader, second leader, all musicians, and drum major.	<p style="text-align: center;">DRESS.</p> <p>Dress coat. Dress trousers. (White trousers may be prescribed.) Dress cap. (White caps may be prescribed and shall be worn with white trousers.) White gloves. Black shoes. Ribbons of medals and badges. Accouterments as may be prescribed.</p>
Leader only.....	<p>Sword. Undress sword belt. Undress sword knot.</p>

Grade.	Garments, etc., composing uniform.
<p>Leader, second leader, all musicians, and drum major.</p>	<p style="text-align: center;"><b>SUMMER FIELD DRESS.</b></p> <p>Summer field coat.                      Summer field trousers.                      Leggings (except when their omission is prescribed).                      Field hat. (Summer field cap cover may be prescribed).                      Tan shoes.                      Ribbons of medals and badges.                      Arms and accouterments as may be prescribed, except that white belts shall not be worn with this uniform.                      In the field, or at drills or exercises when it would be appropriate, the flannel shirt may be prescribed in place of the field coat, in which case the collar shall be worn turned down.                      Leggings may be omitted under appropriate circumstances when such omission is prescribed.</p>
<p>Leader only.....</p>	<p>Sword.                      Undress sword belt.                      Undress sword knot.</p>
<p>Leader, second leader, all musicians, and drum major.</p>	<p style="text-align: center;"><b>WINTER FIELD DRESS.</b></p> <p>Winter field coat.                      Winter field breeches. (Winter field trousers shall be worn when leggings are not prescribed.)                      Leggings (except when their omission is prescribed.)                      Field hat. (Winter field cap may be prescribed.)                      Tan shoes.                      Ribbons of medals and badges.                      Arms and accouterments as may be prescribed, except that white belts shall not be worn with this uniform.                      In the field, or at drills or exercises when it would be appropriate, the flannel shirt may be prescribed in place of the field coat, in which case the collar shall be worn turned down.                      Leggings may be omitted under appropriate circumstances when such omission is prescribed.</p>
<p>Leader only.....</p>	<p>Sword.                      Undress sword belt.                      Undress sword knot.</p>

## CHAPTER 11.

### DESCRIPTION OF THE GARMENTS AND ARTICLES OF EQUIPMENT OF MEMBERS OF THE BAND.

#### SPECIAL FULL-DRESS COAT.

**239. *Leader of the band.***—The special full-dress coat shall be a tunic of dark-blue cloth, of the same pattern as that prescribed for officers of the staff, with the following exceptions: The front of the tunic shall be trimmed across with No. 8 Marine Corps gold lace three-eighths of an inch wide and three rows of 35-ligne Marine Corps buttons, each row having seven buttons, adjacent rows being 7 inches apart at the top and 6 inches apart at the bottom. The cuffs shall be trimmed as prescribed for the full-dress coat of a captain of the staff. The shoulder knots, with aiguillettes attached as prescribed for the leader of the band, shall be worn with this coat. The full-dress sword belt shall be worn on the outside.

**240. *Second leader of the band.***—The special full-dress coat shall be the same as that prescribed for musicians of the band, except that the cuff shall be trimmed with black mohair braid three-eighths of an inch wide, forming the prescribed device, in lieu of the black broad-cloth cuff.

**241. *Musicians.***—The special full-dress coat, band, shall be a single-breasted sack coat of scarlet cloth, the material and color the same as standard sample in the office of the quartermaster of the Marine Corps. The coat to extend to the crotch, cut close to define the figure, with a flare over the hips. The back shall be in one piece, and the side body between the back and front, shall extend from the armpit to the bottom; the lower corners of the front shall be cut square. The coat shall have a straight-front two-ply standing collar, stiffened by a strip of suitable material inserted between the plies, the collar to have square corners and the back of collar to be cut with a point and curve to the front, this back to be 1 inch wider at the point than the front; the collar shall be  $1\frac{1}{2}$  to 2 inches high at the front and closed by two japanned hooks and eyes, one at the base and one close to the top of the collar. The coat shall be closed in front with seven 35-ligne Marine Corps gilt buttons, equally spaced, the top button being three-fourths of an inch from the base of the collar and the lower button at the waist line. The coat shall have a strap of one-ply cloth, stiffened with a piece of suitable material sewed down to the coat on each shoulder, its dimensions being 3 inches wide at the

armhole seam and  $1\frac{1}{2}$  inches wide at a point 1 inch from the base of the collar, from which point the narrow end of the strap shall be rounded, and in the center of the rounded end three-fourths of an inch from the edge a 25-ligne Marine Corps gilt button shall be inserted and securely fastened and stayed on the underside of the strap, the edge of the strap to be cut almost straight. On each sleeve midway between the elbow and the top of the sleeve the prescribed musician's chevron shall be sewed. The coat shall have a cuff on each sleeve 3 inches deep on the underside of the sleeve and running to a point in the center of the upper side of the sleeve 6 inches from the bottom. There shall be three 25-ligne buttons equally spaced inserted in the cuff on the upper side of the sleeve near the elbow seam, these buttons to be securely stayed and fastened on the under side of the sleeve. The collar, shoulder strap and cuff shall be of black cloth, the front and bottom edges of the coat, shoulder straps, the upper edge of the cuffs, and the upper, lower, and front edges of the collar shall be piped with white cloth, the piping to be one-eighth of an inch wide. The shoulder of the coat shall be supported by a cotton pad, which shall be centered at the shoulder seam and extended full length down the back and front of the armhole, the edge of the pad extending over the sleeve head seam one-fourth of an inch full. The coat shall be faced with the same material 4 to 5 inches wide, the facing extending to the shoulder seam. The coat shall be lined with black Italian cloth lining; the front to be interlined with a canvass padding, the sleeve to be lined with drab jean lining. In the facing close to the lining on each side of the coat, a vertical pocket is to be inserted, 6 inches long, the top of the pocket to be on a line with the bottom of the armhole. The total number of buttons on the coat shall be seven 35-ligne and eight 25-ligne. The coat to be made in all respects according to the standard sample.

#### FULL-DRESS COAT.

**242. *Leader of the band.***—The full-dress coat shall be the same as the special full-dress coat.

**243. *Second leader of the band.***—The full-dress coat shall be of standard scarlet cloth, of single breasted tunic pattern, to extend to 1 inch below the crotch, closed in front by seven 35-ligne Marine Corps buttons equally spaced from the neck to the waist. The back shall be cut in one piece with a single pleat on each side, extending from the waist seam to the bottom; a 35-ligne Marine Corps gilt button shall be inserted in the top of each pleat at the waist seam and securely stayed and fastened on the underside of the coat. The collar shall be two-ply, of black broadcloth, stiffened between the two plys with a strip of suitable material, straight front, standing,  $1\frac{1}{2}$ ,  $1\frac{3}{4}$ , or 2 inches high, fitted close to the neck and closed by two hooks and eyes, one

at the top and one at the bottom, pointed down between the shoulders 1 inch from the base of the collar and piped around the top and bottom with one-eighth inch white cloth. The front and bottom edges of the coat and back pleats of the skirt to the waist seam shall be piped with one-eighth inch white cloth. The coat shall be trimmed across the breast with black mohair braid three-eighths of an inch wide in the same manner as the dress coat of the leader of the band. On this trimming there shall be three rows of 35-ligne Marine Corps buttons, each row having seven buttons, adjacent rows being 7 inches apart at the top and  $3\frac{1}{2}$  inches apart at the bottom, the center row being the buttons for closing the coat. The bottoms of the sleeves shall be ornamented with the prescribed design, consisting of three loops of black tubular braid. (Pl. 58.) Shoulder knots and aiguillettes shall be worn with this coat.

244. *Musicians*.—The full-dress coat shall be the same as that prescribed for the second leader, except that the cuffs shall be made of black broadcloth, pointed, and extending up the sleeves 7 inches, piped around the upper edge with one-eighth inch white cloth. On the under seam of this cuff there shall be placed three 25-ligne Marine Corps buttons.

245. *Drum major*.—(Pl. 46.) The full-dress coat shall be the same as that prescribed for the second leader of the band, except that the collar shall be of scarlet cloth, trimmed with  $\frac{1}{4}$ -inch gold lace of prescribed design at the top and bottom and piped at the bottom with  $\frac{1}{4}$ -inch white cloth, and that the trimming on the breast shall be of No. 8 Marine Corps gold braid three-eighths of an inch wide. A pointed cuff shall be outlined with  $\frac{1}{2}$ -inch gold tubular braid running from the side of the sleeve at a point 3 inches from the end to a point in the center of sleeve about 6 inches from the end, a figure of three loops being formed at the point.

#### DRESS COAT.

246. *Leader of the band*.—The dress coat shall be the same as prescribed for all officers. (Par. 101.) The corps device for the collar in silver and gold shall be worn as prescribed for the undress coats of commissioned officers and silver lyres 1 inch in height shall be worn on the shoulder straps, with the top of the lyres pointing toward the collar, in the same place as the insignia of rank prescribed for the undress coats of commissioned officers.

247. *Second leader of the band*.—The dress coat shall be the same as prescribed for other enlisted men of the Marine Corps, with the following exceptions: On each cuff there shall be, instead of the three-pointed strap, the device prescribed for full dress, but made of scarlet worsted lace. (Pl. 58.)

248. *Musicians*.—The dress coat shall be the same as prescribed for other enlisted men of the Marine Corps.

**249. *Drum major.***—The dress coat shall be the same as that prescribed for other enlisted men of the Marine Corps.

#### WHITE UNDRRESS COAT.

**250. *Leader of the band.***—The white undress coat shall be the same as that prescribed for officers of the Marine Corps.

#### SUMMER FIELD COAT.

**251. *Leader of the band.***—The summer field coat shall be the same as that prescribed for commissioned officers, substituting a silver lyre 1 inch in height for the insignia of rank.

**252. *Second leader of the band, drum major, and musicians.***—The summer field coat shall be the same as that prescribed for other enlisted men.

#### WINTER FIELD COAT.

**253. *Leader of the band.***—The winter field coat shall be the same as that prescribed for commissioned officers, substituting a silver lyre 1 inch in height for the insignia of rank.

**254. *Second leader of the band, drum major, and musicians.***—The winter field coat shall be the same as that prescribed for other enlisted men.

#### OVERCOAT.

**255. *Leader of the band.***—The overcoat shall be the same as that prescribed for a commissioned officer, the sleeve ornaments being the same as those prescribed for a captain.

**256. *Second leader of the band, drum major, and musicians.***—The overcoat shall be the same as that prescribed for other enlisted men of the Marine Corps; the chevrons of the second leader, drum major, and musicians being worn on the sleeves, as prescribed for noncommissioned officers.

#### CLOAK.

**257. *Leader of the band.***—The cloak shall be the same as that prescribed for a commissioned officer.

#### SPECIAL FULL-DRESS TROUSERS.

**258. *Leader of the band.***—The special full-dress trousers shall be made of dark-blue cloth, cut with a medium spring, with side pockets and hip pockets. They shall have a stripe of No. 5 Marine Corps gold lace  $1\frac{1}{4}$  inches wide down the outer seam of each leg. The buttons shall be placed on the inside of the waistband.

**259. *Second leader of the band and musicians.***—The special full-dress trousers shall be the same as dress trousers for privates, except that there shall be two stripes down the outer seams of scarlet cloth, one-



half inch wide, stitched on the outer edges. These stripes shall be three-eighths of an inch apart, with a one-eighth-inch white welt midway between them.

#### FULL-DRESS TROUSERS.

260. *Leader of the band.*—The full-dress trousers shall be the same as those prescribed for special full dress.

261. *Second leader of the band and musicians.*—The full-dress trousers shall be the same as those prescribed for special full dress.

262. *Drum major.*—The full-dress trousers shall be the same as the dress trousers prescribed for other noncommissioned officers.

#### DRESS TROUSERS.

263. *Leader of the band.*—The dress trousers shall be the same as those prescribed for full dress for officers of the line.

264. *Second leader of the band and drum major.*—The dress trousers for the second leader of the band shall be the same as prescribed for special full dress, and for the drum major the same as prescribed for other noncommissioned officers.

265. *Musicians.*—The dress trousers shall be the same as those prescribed for special full dress.

#### WHITE TROUSERS.

266. *Leader and second leader of the band, drum major, and musicians.*—The white trousers shall be the same as those prescribed for other enlisted men.

#### WINTER FIELD BREECHES.

267. *Leader of the band.*—The winter field breeches shall be the same as those prescribed for unmounted commissioned officers.

268. *Second leader of the band, drum major, and musicians.*—The winter field breeches shall be the same as those prescribed for other enlisted men.

#### WINTER FIELD TROUSERS.

269. *Leader of the band.*—The winter field trousers shall be the same as those prescribed for commissioned officers.

270. *Second leader of the band, drum major, and musicians.*—The winter field trousers shall be the same as those prescribed for other enlisted men.

#### SUMMER FIELD TROUSERS.

271. *Leader and second leader of the band, drum major, and musicians.*—The summer field trousers shall be the same as those prescribed for other enlisted men.

## SPECIAL FULL-DRESS CAP.

**272. Leader of the band.**—The special full-dress cap shall be made of dark blue cloth and of the same pattern and description as the full-dress cap for commissioned officers below field rank.

**273. Second leader of the band and musicians.**—The special full-dress cap shall be of the same style and dimensions as the dress cap prescribed for other enlisted men; it shall be made of standard scarlet cloth; there shall be a band of 1½-inch black mohair braid between the welts at the bottom and top of the band, and there shall be a knot of black tubular braid on the top of the crown of the same description and dimensions as that prescribed for the undress cap of commissioned officers. The visor, buttons, chin strap, and corps device shall be the same as those prescribed for the dress cap of other enlisted men.

## FULL-DRESS CAP.

**274. Leader of the band.**—The full-dress cap shall be the same as that prescribed for special full dress.

**275. Second leader of the band and musicians.**—The full-dress cap shall be the same as prescribed for special full dress.

**276. Drum major.**—The full-dress cap shall be the same as prescribed for the second leader of the band and musicians.

## DRESS CAP.

**277. Leader of the band.**—The dress cap shall be the same as the undress cap prescribed for commissioned officers.

**278. Second leader of the band, drum major, and musicians.**—The dress cap shall be the same as that prescribed for other enlisted men.

## WHITE CAP.

**279. Leader of the band.**—The white cap shall be the same as that prescribed for commissioned officers.

**280. Second leader of the band, drum major, and musicians.**—The white cap shall be made according to the standard sample in the Quartermaster's Department of the Marine Corps.

## WINTER FIELD CAP AND FIELD HAT.

**281. Leader of the band.**—The winter field cap and field hat shall be the same as those prescribed for commissioned officers.

**282. Second leader of the band, drum major, and musicians.**—The winter field cap and field hat shall be the same as those prescribed for other enlisted men.

## SUMMER FIELD CAP.

**283. Leader of the band.**—The summer field cap shall be the same as that prescribed for commissioned officers.

## SUMMER FIELD CAP COVER.

284. *Second leader of the band, drum major, and musicians.*—The summer field cap cover shall be the same as that prescribed for other enlisted men.

## COLLAR.

285. *All members of the band.*—A white, standing, straight edge, linen collar, without flaps, of such height as to show not over three-eighths of an inch above the collar of the coat, will be worn with the special full-dress, full-dress, and dress uniforms.

## SHOULDER KNOTS.

286. *Leader of the band.*—The shoulder knots shall be the same as those prescribed for commissioned officers of the line, a silver lyre 1 inch in height being substituted for the insignia of rank.

287. *Second leader of the band and drum major.*—The shoulder knots shall be of  $\frac{1}{4}$ -inch gold cord made according to the standard sample in the Quartermaster's Department of the Marine Corps.

288. *Musicians.*—The shoulder knots shall be of cord, United States gauge 4, made on a 16-carrier machine, of one end No. 18, fourfold best quality bleached genappe, with a filling of 23 ends No. 8, three-fold cotton; composed of 2 rows of the cord, plaited and extending the entire length over scarlet-cloth-covered tin forms fitted with a raised tin pad at the lower end; lined with scarlet cloth and finished with brass fastenings, secured at upper end by a 25-ligne Marine Corps button. The dimensions of the knot shall be, extreme length,  $6\frac{1}{4}$  inches, width  $2\frac{1}{8}$  inches at the top, and  $3\frac{1}{8}$  inches at the broadest portion of the pad.

## FULL-DRESS SWORD BELT AND BELT PLATE.

289. *Leader of the band.*—The full-dress sword belt and plate shall be the same as those prescribed for commissioned officers.

## UNDRESS SWORD BELT.

290. *Leader of the band.*—The undress sword belt shall be the same as those prescribed for commissioned officers.

## FULL-DRESS AND UNDRRESS SWORD KNOTS.

291. *Leader of the band.*—The full-dress and undress sword knots shall be the same as those prescribed for commissioned officers.

## SWORDS.

292. *Leader of the band.*—The sword shall be the same as that prescribed for commissioned officers.

**293. *Second leader of the band and drum major.***—The sword shall be the same as that prescribed for sergeants who are armed with the sword.

#### BELTS AND BELT PLATES.

**294. *Second leader of the band and drum major.***—The white belt shall be the same as that prescribed for privates, and it shall be closed by means of the belt plate prescribed for the white belt of a sergeant major. The tan belt shall be the same as that prescribed for privates.

**295. *Musicians.***—The white and tan belts shall be the the same as those prescribed for privates.

#### AIGUILLETES.

**296. *Leader of the band.***—The aiguillettes shall be of gold cord  $\frac{1}{4}$  of an inch in diameter, and made and worn in the same manner as those prescribed for officers of the staff of the Marine Corps.

**297. *Second leader of the band.***—The aiguillettes shall be of  $\frac{1}{4}$ -inch gold cord, detachable from left shoulder knot, and made according to the standard sample in the Quartermaster's Department of the Marine Corps. They shall be suspended from the top button of the coat.

**298. *Musicians.***—The aiguillettes shall be of cord United States gauge 3, made on 24-carrier machine, of one end No. 18, four-fold, best quality bleached genappe, with filling of 25 ends No. 8 three-fold cotton and shall consist of 2 loop-plaited sections permanently attached to the left shoulder knot at the angles formed by the turn of the cord at the right and left sides of the lower end, the front sections being plaited to a length of 22 inches and the rear sections to a length of 28 $\frac{1}{2}$  inches, the two plaited ends being securely stitched together and having a 1-inch loop of  $\frac{1}{8}$ -inch cord fastened between the ends of the plaits, for buttoning. From this point the two sections shall extend in single cords to a depth of 3 $\frac{1}{4}$  inches, and then be formed into coils of 5 laps, the ends passing through the coils and thence extending in single cords 3 $\frac{1}{2}$  inches and ending in a gilt tip 3 inches long. They shall be suspended from the top button of the coat and conform in all respects to the standard sample in the Quartermaster's Department of the Marine Corps.

#### BALDRICK. (Pl. 46.)

**299. *Drum major.***—The baldrick shall be of white enameled leather, 3 inches wide, with the prescribed ornaments and a black patent-leather pouch, and shall conform to the sample in the Quartermaster's Department of the Marine Corps.

## BATON. (Pl. 46.)

300. *Drum major.*—The baton shall be the same as the standard sample in the Quartermaster's Department of the Marine Corps. The stick shall be of Malacca cane tapering from a diameter of  $1\frac{1}{2}$  inches at the head to 1 inch at the ferrule; the head shall be of cast brass, hollow, and joined to a socket by screw threads, diameter of head 3 inches, and a gilt corps device of the size prescribed for caps shall be firmly riveted to the top; the ferrule shall be of sheet brass with a solid tip,  $8\frac{1}{4}$  inches long; there shall be two gilt staples on the socket of the head and two similar staples on the upper edge of the socket of the ferrule to receive the cord; the cord and tassels shall be of one-fourth-inch gold cord  $3\frac{1}{4}$  yards in length, and shall be attached to the head and ferrule and evenly plaited around the stick; the total length of the baton shall be 50 inches.

## RAIN CAPE.

(a) *All members of Marine Band:* The cape shall be made according to the standard sample in the Quartermaster's Department of the Marine Corps and of the same shade as the winter field uniform.

## CHEVRONS FOR MUSICIANS OF THE BAND.

(b) Chevrons for musicians of the band will be worn on the special full-dress, full-dress, and dress uniforms and on the overcoats, in like manner as prescribed for noncommissioned officers.

## CHAPTER 12.

### INSTRUCTIONS FOR ASSEMBLING THE INFANTRY EQUIPMENT.

#### MODEL OF 1910.

301. 1. *The cartridge belt.*—(a) To assemble the belt: Place the adjusting strap on the ground, eyeleted edge to the front; place the pocket sections on the ground in prolongation of the adjusting strap, pockets down, tops of pockets to the front; insert end of adjusting strap in outer loop of metal guide, from the upper side, carry it under the middle bar and up through the inner loop; engage the wire hook on the end of adjusting strap in the eyelets provided on the inner surface of the belt.

(b) To adjust the belt: Adjust the belt to fit loosely about the waist—i. e., so that when buckled it may rest well down over the hip bones on the sides of the body and below the pit of the abdomen in front. Care should be taken that the adjustment be made equally from both ends of the adjusting strap, so that the center eyelet will be in the middle of the belt.

(c) To fill the belt: Unsnap the flap of the pocket and the interior retaining strap; lay the retaining strap out flat in prolongation of the pocket, insert a clip of cartridges, points of bullets up, in front of the retaining strap; press down until the base of the clip rests on the bottom of the pocket; pass the retaining strap over the bullet points and fasten it to the outside of the pocket by means of the fastener provided; insert a second clip of cartridges, points of bullets down, in rear of the first clip; press down until the points of the bullets rest on the bottom of the pocket; close the flap of the pocket and fasten by means of the fastener provided. The remaining nine pockets are filled in like manner.

2. To attach the first-aid pouch: Attach the pouch under the second pocket of the right section of the belt by inserting one hook of the double-hook attachment in the eyelet from the inside of the belt; pinch the base of the pocket, bringing eyelets close together, and insert the other hook in the same manner in the adjoining eyelet. Place the first-aid packet in the pouch and secure the cover.

3. To attach the canteen cover: Attach the canteen cover to the belt under the rear pocket of the right section in the same manner as the first-aid pouch. Place the canteen and cup (assembled) in the cover and secure the flaps.

4. To attach the pack carrier to the haversack: Spread the haversack on the ground, inner side down, outer flap to the front; place the buttonholed edge of the pack carrier on the buttonholed edge of the haversack, lettered side of carrier up; buttonholes of carrier superimposed upon the corresponding ones of the haversack; lace the carrier to the haversack by passing the ends of the coupling strap down through the corresponding buttonholes of the carrier and haversack nearest the center of the carrier, bringing the ends up through the next buttonholes and continuing to the right and left, respectively, to the sides.

5. To attach the cartridge belt to the haversack: Place the haversack and pack carrier (assembled) on the ground, inner side down; place the cartridge belt, pockets down, tops to the front, along the junction of the haversack and carrier; insert hook on rear belt suspender in the center eyelet of the adjusting strap, so that the end of the hook will be on the outside of the belt; insert hooks on ends of front belt suspenders in the eyelets between the second and third pockets from the outer ends of the belt, so that the end of the hooks will be on the outside of the belt.

6. To attach the bayonet scabbard to the haversack: Attach the scabbard by passing its lower end through the loop provided on the side of the haversack body, then engage the double-hook attachment in the eyelets on the outer flap on the haversack, inserting the hooks from the inside. Place the bayonet in the scabbard.

7. To attach the intrenching-tool carrier to the haversack: Fold the outer flap of the haversack over so that the meat-can pouch is uppermost; pass the intrenching-tool carrier underneath the meat-can pouch and engage the double-hook attachment in the eyelets in the flap provided, inserting the hooks from the underside. Place the intrenching tool in the carrier and secure. Place the meat can, knife, fork, and spoon in the meat-can pouch. The equipment is now assembled and is never disassembled except to detach the pack carrier and its contents as hereinafter provided for and for known distance practice when the garrison belt is not available.

#### TO ASSEMBLE THE FULL EQUIPMENT.

(With rations.)

Place the assembled equipment on the ground, suspender side of haversack down, pockets of cartridge belt up, haversack spread out, inside flap and pack carrier extended their full length to the rear. Place three cartons of hard bread in the center of the haversack body, the lower one on the line of attachment of the inside flap; lay the remaining carton of hard bread, the condiment can, and the bacon can on the top of these, the condiment can and the bacon can at the bottom, top of the bacon can to the front; the socks and toilet articles

are rolled, towel on the outside, into a bundle of the same approximate dimensions as a carton of hard bread, and are placed in front of the two rows thus formed. The inside flap of the haversack is folded over these articles, the end of the flap being turned in so that the flap, thus shortened, extends about 2 inches beyond the top of the upper row; the sides of the haversack are folded over the sides of the rows; the upper binding straps are passed through the loops on the outside of the inside flap, each strap through the loop opposite the point of its attachment to the haversack body, and fastened by means of the buckle on the opposite side, the strap being passed through the opening in the buckle next to its attachment, over the center bar, and back through the opening of the buckle away from its attachment; the strap is pulled tight to make the fastening secure; the outer flap of the haversack is folded over and fastened by means of the lower haversack-binding strap and the buckle on the inside of the outer flap; the strap is pulled tight, drawing the outer flap snugly over the filled haversack. The haversack is now packed and the carrier is ready for the reception of the pack. If one haversack ration and one emergency ration are carried in lieu of two haversack rations, the haversack is packed in the manner described above, except that two cartons of hard bread and the bacon can form the bottom layer, the bacon can on the bottom; the condiment can, the emergency ration, and the toilet articles form the top layer. If one emergency ration is carried in addition to the two haversack rations, it is packed on top of the top layer.

To make the pack: Spread the shelter half on the ground and fold in the triangular ends, forming an approximate square from the half, the guy on the inside; fold the poncho once across its shortest dimension, then twice across its longest dimension, and lay it in the center of the shelter half; fold the blanket as described for the poncho and place it on the latter; place the shelter-tent pins in the folds of the blanket, in the center and across the shortest dimension; fold the edges of the shelter half snugly over the blanket and poncho and, beginning on either of the short sides, roll tightly and compactly. This forms the pack.

To assemble the pack: Place the pack in the pack carrier and grasp the lower suspension rings, one in each hand; place the right knee against the bottom of the roll; pull the carrier down and force the pack up close against the bottom of the packed haversack; without removing the knee, pass the lower carrier binding strap over the pack and secure it by means of the opposite buckle; in a similar manner secure the lower haversack binding strap and then the upper carrier binding strap. Engage the snap hook on the pack suspenders in the lower suspension rings. The equipment is now assembled and packed as prescribed for the full equipment.



**TO ASSEMBLE THE FULL EQUIPMENT.**

(Without rations.)

Place the assembled equipment on the ground as heretofore described; fold up the inside flap of the haversack so that its end will be on a line with the top of the haversack body; fold up the lower haversack strap in the same manner.

To make up the pack: Fold the poncho, blanket, and shelter half, and make up the pack as heretofore prescribed, except that the condiment and bacon can (the former inside the latter) and the toilet articles and socks are rolled in the pack. In this case the pack is rolled, beginning on either of the long sides instead of the short sides, as heretofore described.

To assemble the pack: Place the pack on the haversack and pack carrier, its upper end on a line with the upper edge of the haversack body; bind it to the haversack and carrier by means of the haversack and pack binding straps; fold down the outer flap on the haversack and secure it by means of the free end of the middle haversack binding strap and the buckle provided on the underside of the flap; engage the snap hooks of the pack suspenders in the lower suspension rings. The equipment is now packed and assembled.

To adjust the equipment to the soldier: Put on the equipment, slipping the arms one at a time through the pack suspenders as through the sleeves of a coat. By means of the adjusting buckles on the belt suspenders, raise or lower the belt until it rests well down over the hip bones on the sides and below the pit of the abdomen in front; raise or lower it in rear until the adjusting strap lies smoothly across the small of the back; by means of the adjusting buckles on the pack suspenders, raise or lower the load on the back until the top of the haversack is on a level with the top of the shoulders, the pack suspenders, from their point of attachment to the haversack to the line of tangency with the shoulder, being horizontal. The latter is absolutely essential to the proper adjustment of the load.

The position of the belt is the same whether filled or empty.

**TO ASSEMBLE THE FULL EQUIPMENT LESS THE PACK.**

(With rations.)

Detach the carrier from the haversack; place the rest of the equipment on the ground as heretofore described; place the four cartons of hard bread, the bacon can, the condiment can, and the toilet articles in one row in the middle of the haversack body, the toilet articles at the top, the bacon can at the bottom, top to the front, the row extending from top to bottom of the haversack; fold the inside flap over the row thus formed; fold the sides of the haversack up and over; pass the three haversack binding straps through the loops on the inside flap and secure by means of the buckles on the opposite side of the haversack; pass the lower haversack binding strap through the small

buttonhole in the lower edge of the haversack, fold the outer flap of the haversack over the whole and secure by means of the buckle on its underside and the lower haversack binding strap. Pass the haversack suspension rings through the contiguous buttonholes in the lower edge of the haversack and engage the snap hooks on the ends of the pack suspenders. If one haversack ration and one emergency ration are carried in lieu of two haversack rations, the haversack is packed in the manner described above, except that one emergency ration is substituted for two of the cartons of hard bread. If one emergency ration is carried in addition to the two haversack rations, it is packed on top of the layer.

**TO ASSEMBLE THE FULL EQUIPMENT LESS THE PACK.**

(Without rations.)

Detach the carrier from the haversack; place the rest of the equipment on the ground as heretofore described; fold up the inside flap of the haversack until its upper end is on a line with the top of the haversack body; fold the sides of the haversack over, pass the three haversack binding straps through the loops on the inside flap and secure by means of the buckles on the opposite side of the haversack; pass the lower haversack binding strap through the small buttonhole in the lower edge of the haversack; place the condiment and bacon can (the former inside the latter) and the toilet articles and socks in the bottom of the pouch thus formed; fold the outer flap of the haversack over the whole and secure by means of the buckle on its underside and the lower haversack binding strap. Pass the haversack suspension rings through the contiguous buttonholes in the lower edge of the haversack and engage the snap hooks on the ends of the pack suspenders.

To adjust the equipment to the soldier: Put on the equipment as prescribed for the full equipment. Adjust the cartridge belt as prescribed for the full equipment. Adjust the pack suspenders so that the top of the haversack is on a level with the top of the shoulders.

**TO DISCARD THE PACK WITHOUT REMOVING THE EQUIPMENT FROM THE BODY.**

Unsnap the pack suspenders from the suspension rings and snap them into the eyelets on top of the belt and in rear of the rear pockets of the right and left pocket sections; support the bottom of the pack with the left hand and with the right hand grasp the coupling strap at its middle and withdraw first one end, then the other; press down gently on the pack with both hands and remove it. When the pack has been removed, lace the coupling strap into the buttonholes along the upper edge of the carrier. Adjust the pack suspenders.

**306.** Officers' trunk lockers will be issued in the same manner as accouterments to sergeants major and quartermaster sergeants when ordered to duty in the field or on expeditions.

## CHAPTER XIII.

**307.** In order that officers and enlisted men of the Naval Militia (Marine Corps branch) may be properly uniformed for the call of the President, contemplated by sections 3 and 5 of the Naval Militia act of February 16, 1914 (see General Order of the Navy Department No. 77), and in order that they may be able to pass the annual Federal inspections required by section 11 of the same act, that requires that the Naval Militia must be sufficiently armed, uniformed, and equipped for active duty, to be eligible to participate in the allotment of the Federal appropriation "Arming and equipping Naval Militia" for pay, transportation, and subsistence while engaged in actual service or instruction afloat or on shore, the following regulations governing the uniforms of the Naval Militia (Marine Corps branch) are prescribed.

**308.** The uniform for officers and enlisted men of the Naval Militia (Marine Corps branch) of the several States, Territories, and of the District of Columbia, will be the same as for the corresponding grades and ranks of officers and enlisted men of the United States Marine Corps, with the exceptions noted in this chapter.

### OFFICERS.

**309.** Every commissioned officer of the Naval Militia (Marine Corps branch) must have the following articles of uniform, which must be of regulation pattern: Undress, white undress, summer field dress, overcoat, sword, undress sword belt, undress sword knot, white gloves, tan leather gloves.

**310.** All other uniforms prescribed for officers of the United States Marine Corps are optional for the officers of the Naval Militia (Marine Corps branch), but such uniforms must be of regulation pattern.

**311.** The collars of the undress coat, the white undress coat, and of the summer field coat, for all officers of the Naval Militia (Marine Corps branch) shall bear the device indicating the corps, similar to that prescribed for officers of the United States Marine Corps, and, in addition, there shall be worn, small block letters, one-half inch in height, in the form of a pin (gold for undress coat and white undress coat, and bronze for summer field coat) indicating the State, Territory, or the District of Columbia, to which organization of the Naval Militia (Marine Corps branch) the officer belongs. These letters shall be worn with their front edge one-quarter inch in rear of the collar device, and with the centers of such letters in a horizontal line with

the center of such device. The same bronze letters shall be worn above the rank devices on the shoulder straps of overcoats, five-eighths of an inch nearer the collar end.

312. The bronze letters mentioned in paragraph 311 shall also be worn on the field hat, the bottom of the letters to rest on the top of the hat band with their center directly underneath the eyelet for the corps device.

313. The gold block letters prescribed in paragraph 311 shall be worn on the sleeve just above the point of the sleeve ornament on the full dress coat and mess dress jacket.

#### ENLISTED MEN.

314. The uniform for enlisted men of the Naval Militia (Marine Corps branch) shall be in accordance with the allowance prescribed by the Division of Naval Militia Affairs.

315. All uniforms for enlisted men of the Naval Militia (Marine Corps branch) shall be the same as those prescribed for enlisted men of the United States Marine Corps, except that the enlisted personnel of the Naval Militia (Marine Corps branch) shall wear on the collars of the dress coat, and the summer field coat, the shoulder straps of the overcoats, and also on the front of the field hat, in the same manner as prescribed for officers, letters similar in design to those worn by officers, but gilt for dress coat, and bronze for summer field coat, designating the State, Territory, or the District of Columbia, to which they belong, except that the letters on the collars of the various coats shall be worn  $1\frac{1}{2}$  inches from the neck opening of the collars, the letters being placed in the center of the collar.

316. Officers and enlisted men of the Naval Militia (Marine Corps branch) upon being enrolled in the National Naval Volunteers, in time of war, shall cease to wear the letters indicating the State, Territory, or the District of Columbia, and shall wear in lieu thereof the letter V as follows:

(a) *Officers.*—The letter V, five-eighths of an inch in height, shall be worn on the collars of the undress coat, white undress coat, summer field coat, and upon the shoulder straps of the overcoat. For the undress coat and the white undress coat the letter shall be made of gold and for the summer field coat and overcoat of bronze. These letters shall be worn with their front edge one-fourth of an inch in rear of the collar device, and with the center of the letter in a horizontal line with the center of the collar device. On the overcoat the letter shall be worn above the rank device and five-eighths of an inch nearer the collar end. The letter V, made of bronze, shall also be worn on the field hat, the bottom of the letter resting on the top of the hatband, with its center directly underneath the eyelet for the corps device.

(b) Officers detailed as aids-de-camp or for duty in a staff department shall wear the proper distinctive insignia on the shoulder straps, above the rank device and five-eighths of an inch nearer the collar end.

(c) *Enlisted men.*—The letter V, one-half of an inch in height, made of gilder's metal, shall be worn on the dress cap directly underneath the corps device, with the top of the letter resting on the upper welt. On the field hat the letter V, made of bronze, shall be worn underneath the corps device, with the bottom of the letter resting on the hatband with the right edge of the letter on a line with the right edge of the corps device. The company numeral shall be worn in a corresponding position under the opposite side of the corps device.

**317.** Uniforms for officers and enlisted men of the Marine Corps Reserve.

(a) *Officers.*—The uniforms will be the same as prescribed for officers of the Marine Corps, of the same rank, and in addition thereto the letter R, five-eighths of an inch in height, will be worn on the collars of the undress, white, and field coats, and on the shoulder straps of the overcoat. For the undress and white coats the letter will be made of gold and for the summer field coat and overcoat the letter will be made of bronze. These letters will be worn with their front edge one-fourth of an inch in rear of the collar device and with the center of the letter in a horizontal line with the center of the collar device. On the overcoat the letter will be worn above the rank device and five-eighths of an inch nearer the collar end. On the field hat the letter will be worn with the bottom of the letter resting on the top of the hatband and with its center directly underneath the eyelet for the corps device.

(b) Officers detailed as aids-de-camp or for duty in a staff department will wear the proper distinctive insignia on the shoulder straps, above the rank device and five-eighths of an inch nearer the collar end.

(c) *Enlisted men.*—The uniforms will be the same as prescribed for the enlisted men of the Marine Corps, with the following additions thereto: The letter R, one-half of an inch in height, made of gilder's metal, shall be worn on the dress cap, directly underneath the corps device, with the top of the letter resting on the upper welt. On the field hat the letter R, made of bronze, shall be worn underneath the corps device, with the bottom of the letter resting on the hatband, the right edge of the letter on a line with the right edge of the corps device. The company numeral shall be worn in a corresponding position under the opposite side of the corps device.



**MAJOR GENERAL COMMANDANT.  
SPECIAL FULL DRESS.**




MAJOR OF THE LINE.  
SPECIAL FULL DRESS.



LIEUTENANT COLONEL OF THE STAFF.  
SPECIAL FULL DRESS.





**MAJOR OF THE LINE.  
FULL DRESS.**



**MAJOR OF THE LINE.  
MESS DRESS.**




LIEUTENANT COLONEL OF THE STAFF.  
MESS DRESS.




FIELD OFFICER OF THE LINE.  
UNDRESS.




**FIELD OFFICER OF THE LINE.  
UNDRESS, MOUNTED.**



COMPANY OFFICER.  
CLOAK.



**COMPANY OFFICER.  
WHITE UNDRRESS.**



OFFICER FULLY EQUIPPED.  
SUMMER FIELD DRESS.





**OFFICER.  
WINTER FIELD DRESS.**



SECOND LIEUTENANT.  
OVERCOAT.





**MAJOR GENERAL COMMANDANT.  
FIELD OFFICERS.  
FULL DRESS CAP.**




UNDRESS CAP, COMPANY OFFICERS.  
WINTER FIELD CAP, OFFICERS.



**CHAPEAU, OFFICERS OF THE STAFF.  
FULL-DRESS SWORD KNOT, OFFICERS.**



1



2



3




4


1. FIELD OFFICERS, LINE.  
2. COMPANY OFFICERS, LINE.

3. OFFICERS OF THE LINE.  
4. OFFICERS OF THE STAFF.


EPAULETS AND SHOULDER KNOTS.



OFFICERS.           NONCOMMISSIONED OFFICERS.  
SWORDS AND SCABBARDS.




1



2



3



4


(Exact size.)

1. OFFICERS' BUTTONS.  
2. ENLISTED MEN'S BUTTONS.


3. OFFICERS' BELT PLATE.  
4. ENLISTED MEN'S BELT PLATE.

BUTTONS AND BELT PLATES.





1




2




3

MARINE CORPS GOLD LACES.




4



5



6



7

MARINE CORPS GOLD LACES.




8



9



10



11

MARINE CORPS GOLD LACES.



1




2



3

(Exact size.)


1. CAP. 2. COLLAR. 3. EPAULET.  
MARINE CORPS DEVICES.



1. MAJOR GENERAL. 2. COLONEL. 3. LIEUTENANT COLONEL. 4. MAJOR. 5. CAPTAIN. 6. FIRST LIEUTENANT.  
INSIGNIA OF RANK.



1



2



3



4




1. ADJUTANT AND INSPECTOR'S DEPARTMENT. 2. QUARTERMASTER'S DEPARTMENT.  
3. PAYMASTER'S DEPARTMENT. 4. AID-DE-CAMP.

DEVICES FOR STAFF DEPARTMENT AND AIDS-DE-CAMP.



( $\frac{1}{2}$  actual size.)


MAJOR GENERAL COMMANDANT.  
SLEEVE ORNAMENT, FULL-DRESS COAT.



( $\frac{3}{4}$  actual size.)

**BRIGADIER GENERAL'S FULL-DRESS COAT.  
SLEEVE ORNAMENT.**






( $\frac{1}{2}$  actual size.)

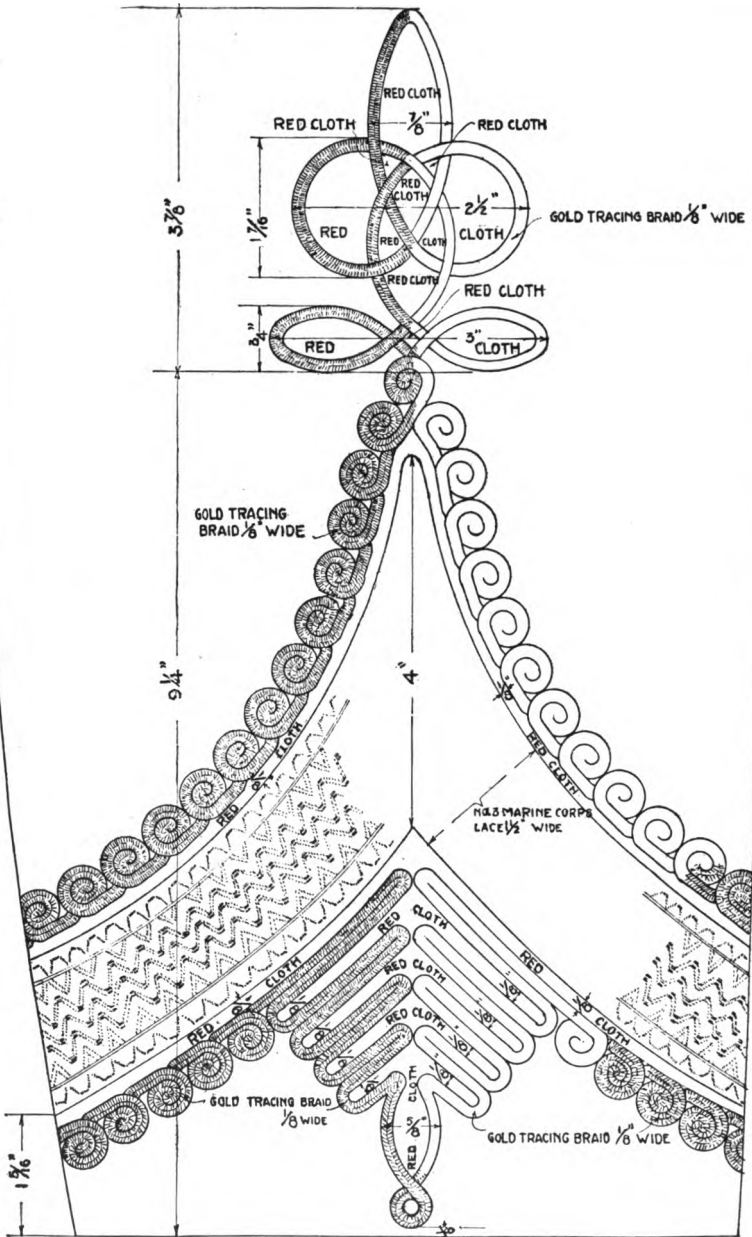
**MAJOR GENERAL COMMANDANT'S MESS JACKET.  
SLEEVE ORNAMENT.**

PLATE 27-A.



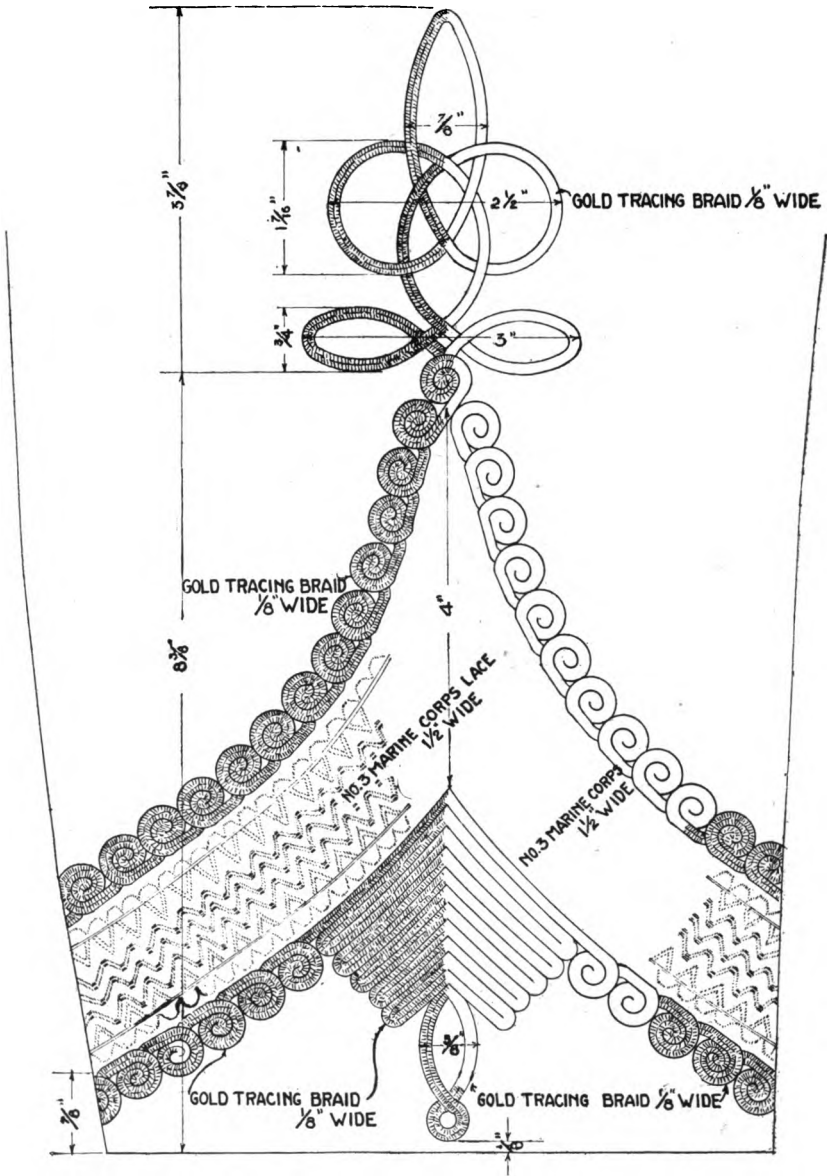
( $\frac{1}{2}$  actual size.)

BRIGADIER GENERAL'S MESS JACKET.  
SLEEVE ORNAMENT.



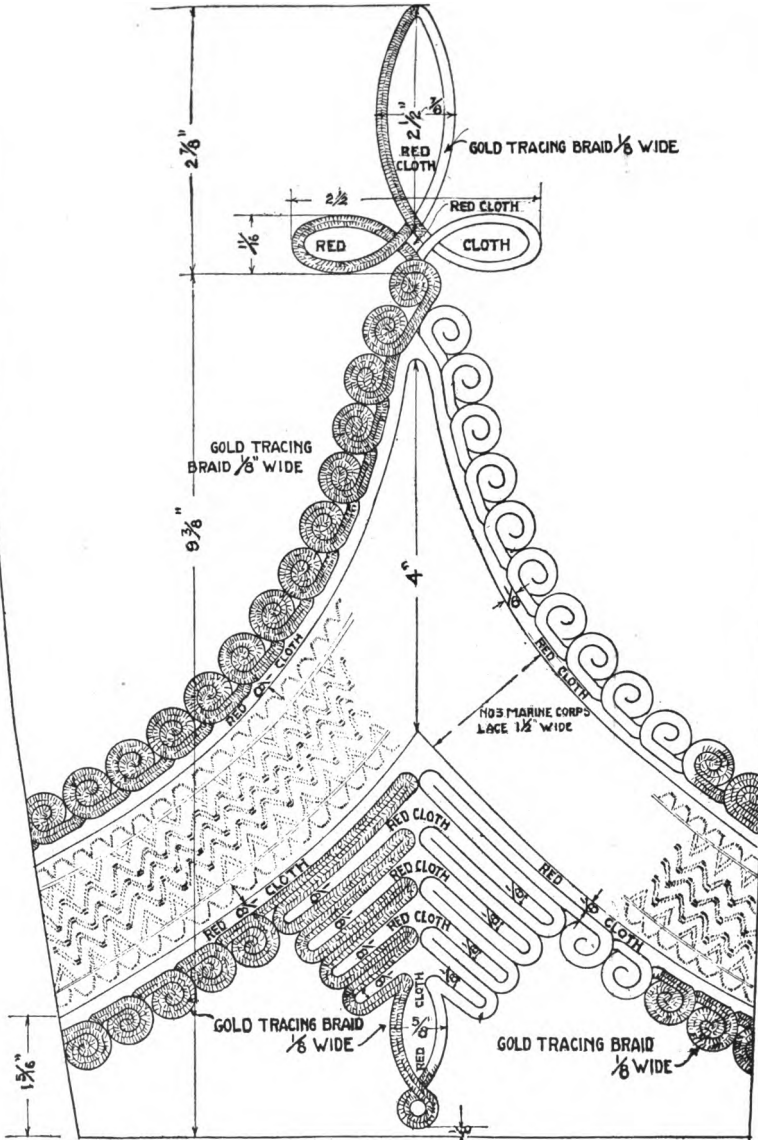
( $\frac{1}{2}$  actual size.)

SLEEVE ORNAMENT, COLONEL OF THE LINE.



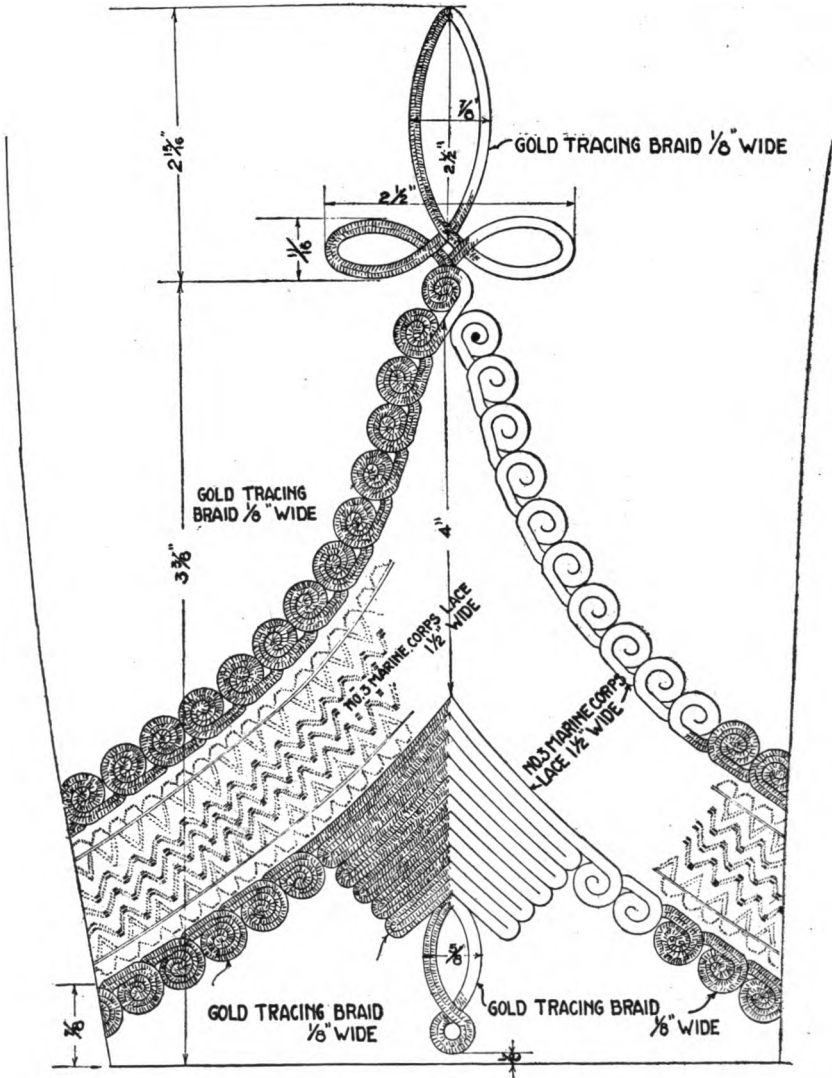
( $\frac{1}{2}$  actual size.)

SLEEVE ORNAMENT, COLONEL OF THE STAFF.



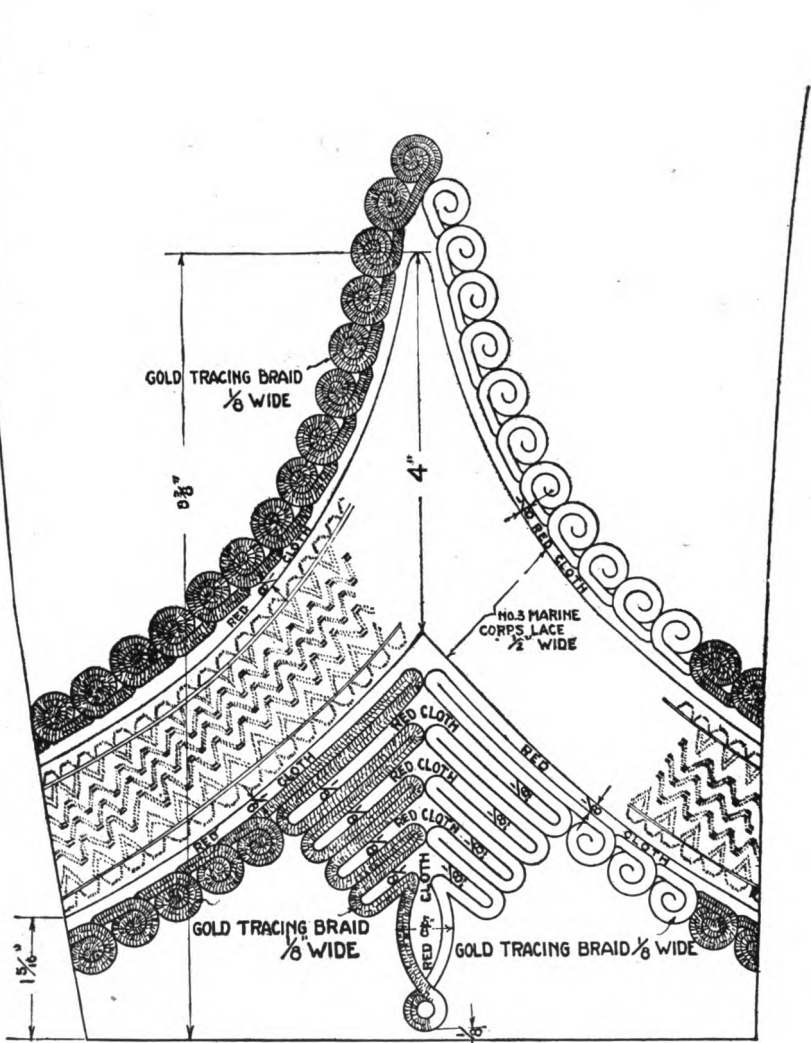
( $\frac{1}{2}$  actual size.)

SLEEVE ORNAMENT, LIEUTENANT COLONEL OF THE LINE.



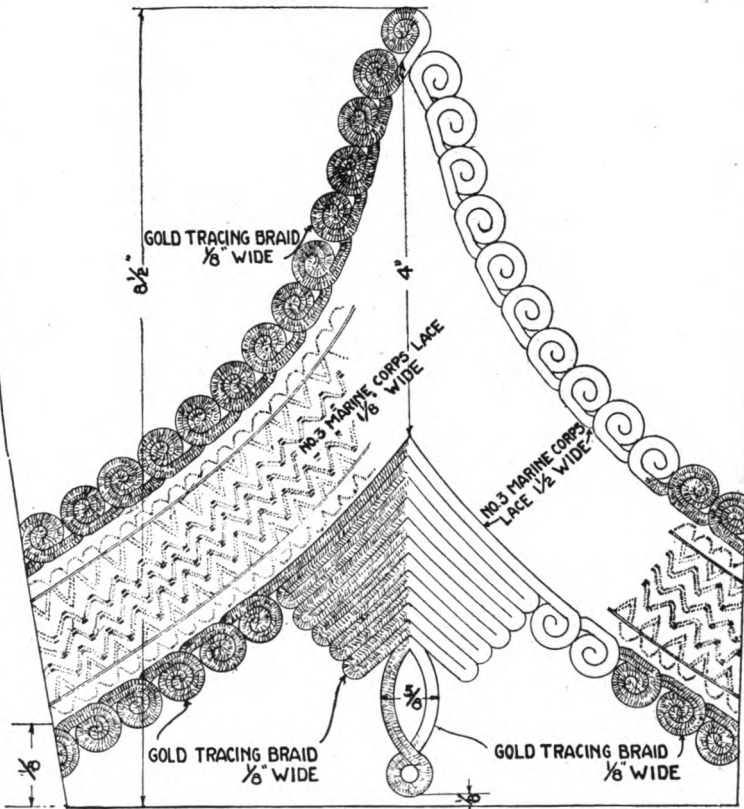
( $\frac{1}{2}$  actual size.)

SLEEVE ORNAMENT, LIEUTENANT COLONEL OF THE STAFF.



(1/2 actual size.)

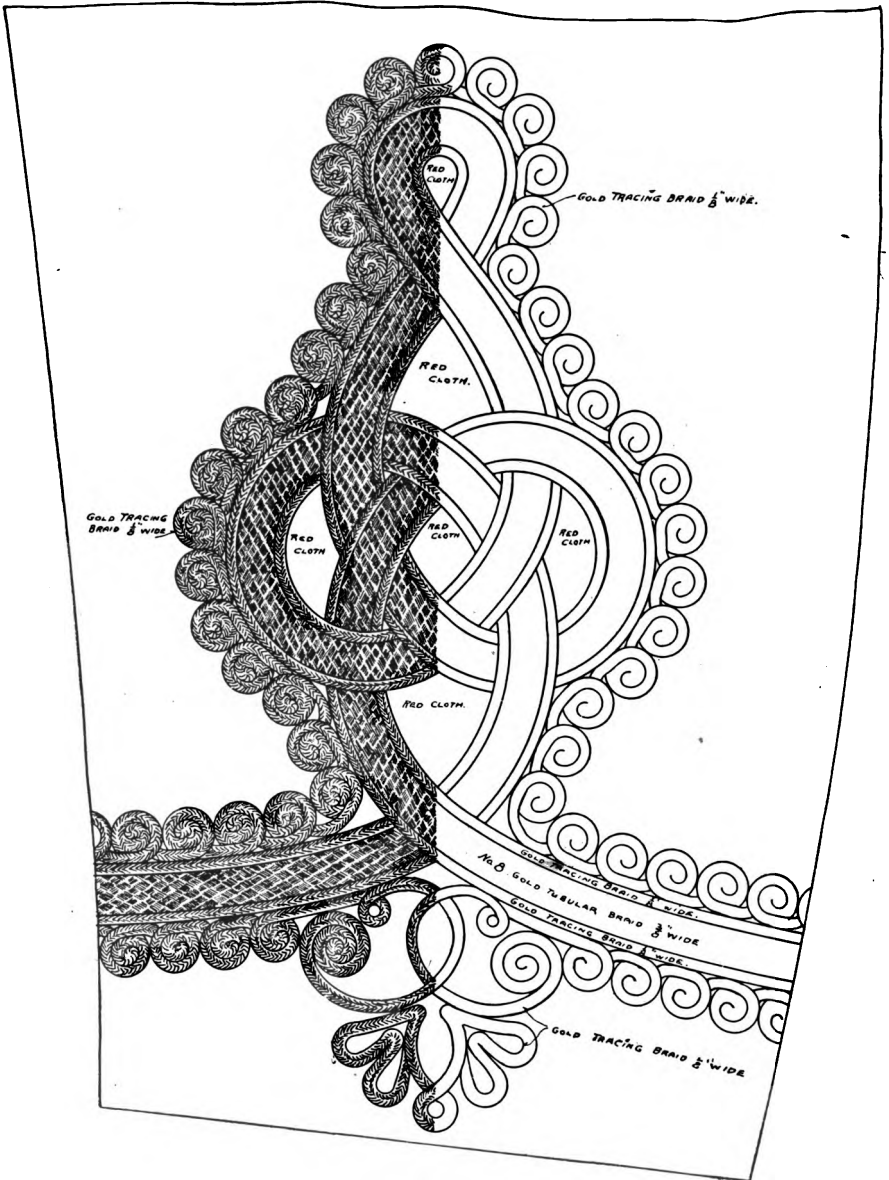
SLEEVE ORNAMENT, MAJOR OF THE LINE.



(1/2 actual size.)


SLEEVE ORNAMENT, MAJOR OF THE STAFF.





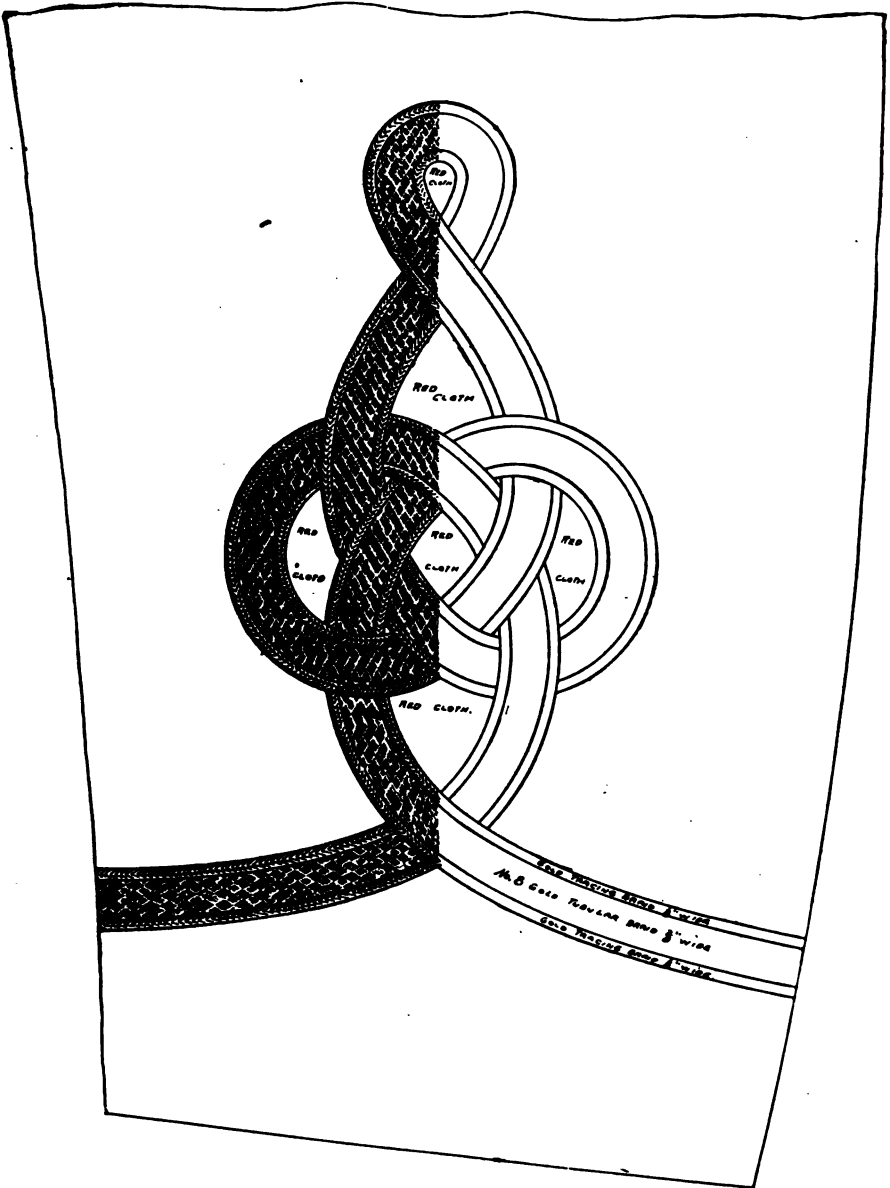
( $\frac{1}{2}$  actual size.)

SLEEVE ORNAMENT, CAPTAIN OF THE LINE.



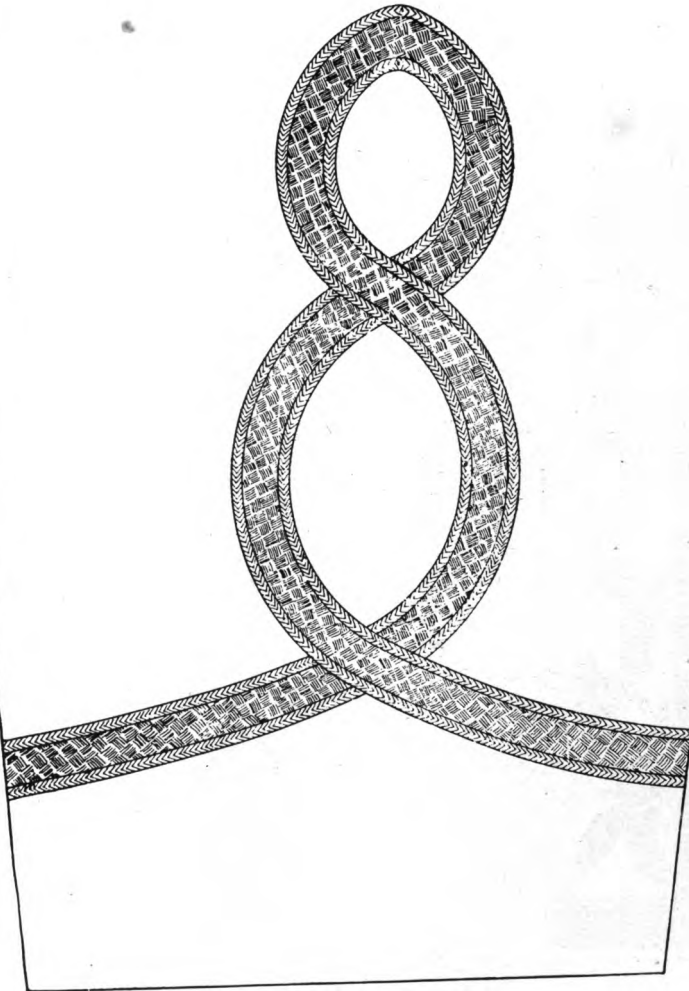
( $\frac{1}{2}$  actual size.)

SLEEVE ORNAMENT, FIRST LIEUTENANT OF THE LINE.



( $\frac{1}{2}$  actual size.)


**SLEEVE ORNAMENT, SECOND LIEUTENANT OF THE LINE.**




( $\frac{1}{2}$  actual size.)

**WARRANT OFFICER'S OVERCOAT.  
SLEEVE ORNAMENT.**

PLATE 37.



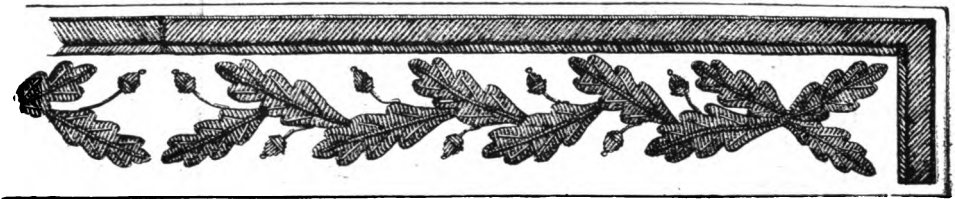
FULL-DRESS COAT.



MESS JACKET.  
( $\frac{1}{2}$  actual size.)

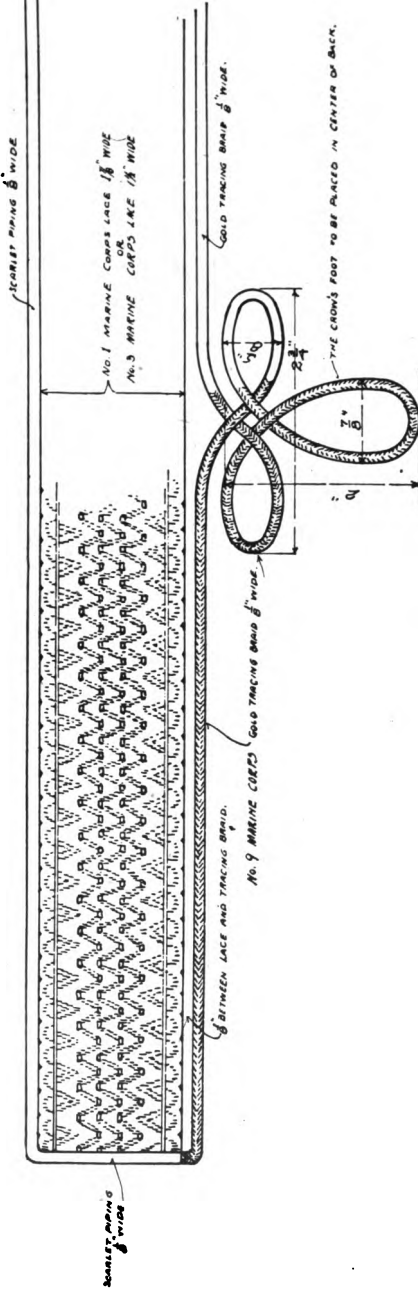
COLLAR EMBROIDERY, MAJOR GENERAL COMMANDANT.

PLATE 37-A.

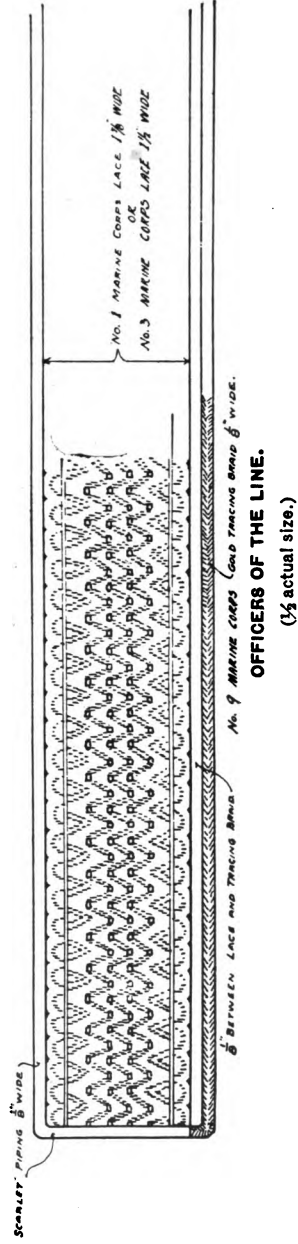


( $\frac{1}{2}$  actual size.)


**ALL GENERAL OFFICERS' FULL-DRESS COATS AND MESS JACKETS.  
COLLAR EMBROIDERY.**



OFFICERS OF THE STAFF.



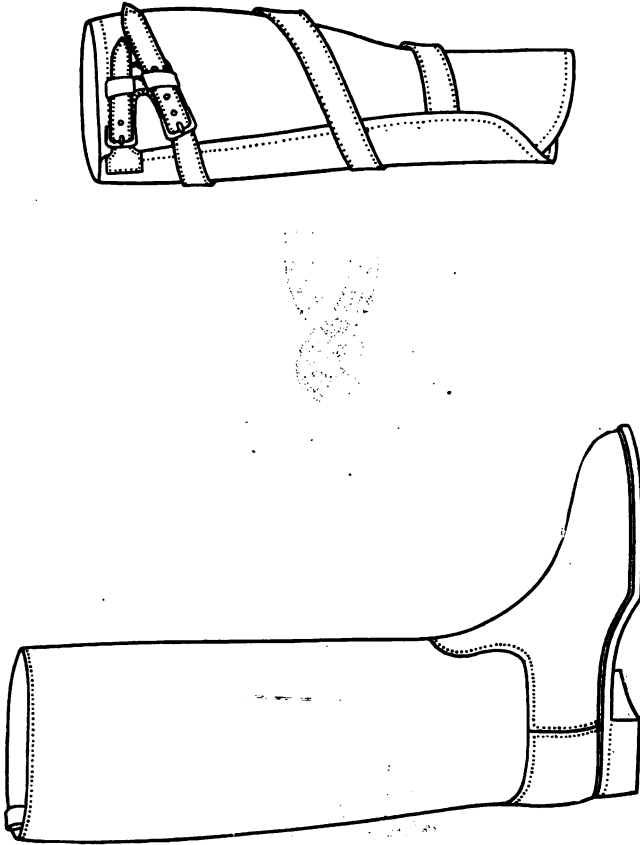
COLLAR TRIMMING, OFFICERS' FULL-DRESS COATS AND MESS JACKETS.



(1/2 actual size.)

**BRAIDING ON CROWN OF OFFICERS' CAPS.  
VISOR FOR FIELD OFFICERS' FULL-DRESS, UNDRRESS, AND WHITE  
CAPS.**





**PLATE 41.**



**THE MEDAL OF HONOR.**



**MEDAL COMMEMORATING THE BATTLE OF MANILA BAY.  
MEDAL COMMEMORATING THE NAVAL ENGAGEMENTS IN THE  
WEST INDIES.**



CAMPAIGN BADGES.




CAMPAIGN BADGES.  
GOOD CONDUCT MEDAL.  
BAR OF THREE RIBBONS OF MEDALS AND BADGES.



MEDALS AND BADGES FOR EXCELLENCE IN SMALL-ARMS FIRING.



DRUM MAJOR.  
FULL DRESS.



SERGEANT.


DRESS.

PRIVATE.





**SERGEANT, FULLY EQUIPPED.  
SUMMER FIELD DRESS.**



PRIVATE.

CAP AND TROUSERS.

FIELD HAT AND BREECHES.


WINTER FIELD DRESS.





**PRIVATE.  
OVERCOAT.**




**SERGEANT MAJOR.  
SECOND LEADER OF BAND.  
DRESS CHEVRONS.**



**QUARTERMASTER SERGEANT.  
QUARTERMASTER SERGEANT, PAYMASTER'S DEPARTMENT.  
DRESS CHEVRONS.**




**DRUM MAJOR.  
GUNNERY SERGEANT.  
DRESS CHEVRONS.**



FIRST SERGEANT.

SERGEANT.


DRESS CHEVRONS.




1



2



3




4



5

1. DRESS CHEVRON, CORPORAL. 2. GUN POINTER'S BADGE. 3. DRESS CHEVRON, LANCE CORPORAL. 4. DRUMMER'S DESIGN. 5. TRUMPETER'S DESIGN.






( $\frac{1}{2}$  actual size.)

1. SERGEANT MAJOR. 2. SECOND LEADER OF BAND. 3. QUARTERMASTER SERGEANT.  
4. QUARTERMASTER SERGEANT, PAYMASTER'S DEPARTMENT.


FIELD CHEVRONS.



( $\frac{1}{2}$  actual size.)

1. DRUM MAJOR. 2. FIRST SERGEANT. 3. GUNNERY SERGEANT. 4. SERGEANT.  
5. CORPORAL.

**FIELD CHEVRONS.**




( $\frac{1}{2}$  actual size.)

SLEEVE ORNAMENT, SECOND LEADER OF BAND



TRUMPET AND DRUM.



BLANKET ROLL.  
SPREAD FOR INSPECTION.

# INDEX.

---

## A.

	Paragraph.
Acting appointments and commissions—Uniform.....	6, 9, 81
Aids-de-camp devices.....	166
Aids-de-camp to wear aiguillettes.....	78
Aiguillettes.....	144, 145, 146
Staff officers.....	145
Aids-de-camp.....	78, 146
White House aids.....	79
Leader of band.....	296
Second leader of band.....	297
Musicians.....	298
Arctic shoes.....	205

## B.

Badge of mourning.....	31
Badges and medals.....	27
Baldrick, drum major.....	299
Band, Marine, uniforms of.....	238-300
Baton, drum major.....	300
Baton and cord, drum major, for post bands.....	235 (a)
Beard and hair.....	32
Belts and belt plates, enlisted men.....	221, 222, 223
Belt plates, enlisted men.....	89
Belt plates, officers' full dress.....	150
Belt, sword, full dress.....	149
Belt, sword, full dress, leader of band.....	289
Belts, second leader of band and drum major.....	294
Musicians.....	295
Belt, sword, undress and field—Officers.....	151
Leader of band.....	290
Belt, trousers—Officers.....	172
Enlisted men.....	207
Blanket.....	215
Blanket roll.....	302-305
Boots.....	174
Brassard, Geneva Cross.....	36
Breeches, full dress and undress—Officers.....	120, 121
Summer field, officers.....	122
Winter field, officers.....	123
Winter field, enlisted men.....	196, 267, 268
Winter field, leader of band.....	267
Second leader of band and musicians.....	268
Bridle.....	178
Bulletin boards.....	71
Buttons.....	155

## C.

	Paragraph.
Cape, rain (for members of Marine Band).....	300 (a)
Caps:	
Dress, enlisted men.....	197, 278
Leader of band.....	277
Second leader, drum major, and musicians.....	278
Field, enlisted men.....	199, 200, 281-284
Full dress, officers.....	126, 127, 128
Leader of band.....	274
Second leader and musicians.....	275
Drum major.....	276
Muskrat, enlisted men.....	202
Special full dress, leader of band.....	272
Second leader and musicians.....	273
Summer field, officers.....	136
Enlisted men.....	199, 284
Leader of band.....	283
Undress, officers.....	129, 130, 131
White, officers.....	132, 133, 134, 135
Band.....	280
Enlisted men.....	198, 280
Leader of band.....	279
Winter field, officers.....	137
Enlisted men.....	200, 281, 282
Leader of band.....	281
Second leader, drum major, and musicians.....	282
Cap cover, summer field, enlisted men.....	199, 284
White, enlisted men.....	198, 280
Ceremonies, uniform for.....	22
Chapeau.....	124, 125
Chaplain's divine-service dress.....	11
Chevrons.....	225-230
Chiefs of bureaus, uniforms.....	8
Civilian's clothing, enlisted men.....	93
When permitted.....	16, 17, 61, 92, 93
Cloak, officers.....	106
Leader of band.....	257
Clothing lists.....	60
Clothing, sale or barter of.....	58
When uniform.....	55, 56
Collar, officers.....	169
Commanding officer:	
To enforce regulations.....	1
Fixes uniform at posts.....	18
Cooks, uniform.....	40
Corps devices:	
Caps and hats, officers.....	161, 162
Enlisted men.....	203
Epaulets.....	158
Field-coat collars, officers.....	160
Saddlecloths.....	163, 164
Undress-coat collars, officers.....	159
Cuff buttons.....	156

D.	Paragraph.
Decorations forbidden.....	3, 26
Departmental devices.....	167
Deserter's clothing.....	59
Designation of uniforms.....	70
Devices, departmental, staff officers.....	167
Aids-de-camp.....	166
Devices, corps:	
Epaulets.....	158
Naval Militia (Marine Corps Branch).....	311-312-313-315
Undress-coat collars.....	159
Field-coat collars.....	160
Caps and hats.....	161, 162, 203
Saddlecloths.....	163, 164
Dinner aboard ship, uniform for.....	21
Division officers' duties.....	62
Drawers, enlisted men.....	209
Dress cap, enlisted men.....	197, 278
Leader of band.....	277
Second leader of band, drum major, and musicians.....	278
Dress coat, enlisted men.....	186
Leader of band.....	246
Second leader of band.....	247
Musicians.....	248
Drum major.....	249
Dress, Marine Band.....	238
Dress saddlecloth.....	179, 180
Dress trousers, enlisted men.....	191, 263-265
Leader of band.....	263
Second leader of band and drum major.....	264
Musicians.....	265
Dress uniform, enlisted men.....	185, 238
Drummers' design.....	231, 233
Drum, drumsticks, drum slings.....	224
Dungarees.....	51-54, 91, 212
E.	
Epaulets.....	139-141
Leader of band.....	285
F.	
Field breeches, enlisted men.....	196, 267, 268
Officers.....	122, 123
Field cap, enlisted men.....	200, 282
Officers.....	136, 137
Summer, leader of band.....	283
Winter, leader of band.....	281
Second leader of band, drum major, musicians.....	282
Field-cap cover, enlisted men.....	199, 284
Second leader of band, drum major, musicians.....	284
Field coat, summer, officers.....	103
Enlisted men.....	187, 252
Leader of band.....	251
Field coat, winter, officers.....	104
Enlisted men.....	188, 254
Leader of band.....	253



	Paragraph.
Field dress, when worn.....	64, 68, 69
Summer, officers.....	94
Enlisted men.....	185, 238
Winter, officers.....	94
Enlisted men.....	185, 238
Field hat, enlisted men.....	201, 281, 282
Officers.....	138
Field saddlecloth.....	181
Field scarf, officers.....	171
Field trousers, summer, enlisted men.....	194, 271
Winter, enlisted men.....	195, 269, 270
Summer, officers.....	118
Winter, officers.....	119
Fitness reports, uniform.....	1
Flannel shirt, enlisted men.....	190
Officers.....	110
Foreign ports, uniforms in.....	14
Full dress, officers.....	94
Marine band.....	238
Full-dress belt plate, officers.....	150
Full-dress breeches, officers.....	120
Full-dress cap, leader of band.....	274
Second leader of band and musicians.....	275
Drum major.....	276
Officers.....	126, 127, 128
Full-dress coat, line officers.....	96
Major General Commandant.....	95
Staff officers.....	98
Leader of band.....	242
Second leader of band.....	243
Musicians.....	244
Drum major.....	245
Full-dress sword belt, officers.....	149
Full-dress trousers, officers.....	112, 113, 114
Leader of band.....	260
Second leader of band and musicians.....	261
Drum major.....	262

## G.

Geneva cross.....	36
Gloves, enlisted men.....	213
Officers.....	168
When worn.....	76
Gold laces.....	157
Gunpointers' badges.....	234

## H.

Hat, field, enlisted men.....	201, 281, 282
Officers.....	138
Hair and beard.....	32
Haversack.....	218, 304
Headgear.....	47
Headquarters, United States Marine Corps, civilian clothes worn.....	16
Horse equipment.....	177-182

	Paragraph.
I.	
Insignia of rank, officers.....	165
Insignia, target, navy course.....	234 (a)
J.	
Jersey.....	41, 42
Jewelry.....	26
K.	
Knapsack.....	218, 301
Knife lanyards.....	34
Knives.....	33
L.	
Laces, gold.....	157
Landing force, uniform.....	22-24
Lanyards, knife.....	34
Leader of band, sword and belts.....	82
Leggings, enlisted men.....	217
Officers.....	175
When worn.....	22-24
List of uniform and equipment required, officers.....	182
M.	
Mackintosh.....	29
Marking clothing and equipment.....	236, 237
Marine Band, uniforms.....	238-300
Medals and badges.....	27
Medical Reserve Corps, uniforms.....	7
Mess dress, officers.....	94
Mess-dress trousers, white, officers.....	116
Mess jacket, blue.....	99
White.....	100
Messmen's uniform.....	40
Militia, Naval (Marine Corps branch).....	307, 308, 309, 310, 311, 312, 313, 314, 315
Mixed uniforms not allowed.....	15
Mourning badge.....	31
N.	
Naval Militia (Marine Corps branch).....	307
Navy Department, civilian clothes, worn.....	16
Necktie, officers.....	170
Nonregulation clothing.....	14
O.	
Occasions for each uniform, officers.....	64
Enlisted men.....	68
Officer of the day to wear sword.....	74
Officer of the guard to wear sword.....	74
Overcoat, enlisted men.....	189, 256
Leader of band.....	255
Officers.....	105
Roll.....	301

P.		Paragraph.
Pajamas, enlisted men.....		211
Patent-leather shoes.....		72
Pistols, how worn.....		25
Ponchos.....		216
Promotion, when uniform to be changed.....		10
Q.		
Quartermaster sergeant's belt and sword.....		83
R.		
Rain cape (for Marine Band).....		300 (a)
Raincoat.....		107
Rain clothes, enlisted men.....		214
Rank insignia, officers.....		165
Recruits, how fitted out.....		92
Regulations to be posted.....		63
Retired officers, uniforms of.....		12, 80
Ribbons of medals and badges.....		27
Rifle sling.....		87
Roll, blanket.....		302-305
S.		
Saddle.....		177
Saddlecloths.....		179-181
Sash.....		147, 148
Scarf, field, officers.....		171
Senior officer present:		
Authorizes uniform on promotion.....		10
Fixes uniform of day.....		18
Sergeant's belt and sword.....		84
Sergeant major's belt and sword.....		83
Service stripes.....		235
Shako, drum major.....		276
Shirt, flannel, enlisted men.....		190
Officers.....		110
Shirt studs.....		156
Shirt, white.....		109
Shoes, enlisted men.....		204, 205
Officers.....		173
Patent leather.....		72
When worn.....		44
White.....		73
Shoulder knots, officers.....		142, 143
Leader of band.....		286
Second leader of band and drum major.....		287
Musicians.....		288
Sick-list badge.....		35
Signals for uniforms.....		70
Sleeve designs, officers.....		97, 98
Socks, enlisted men.....		206
Officers.....		173
Special full dress, Marine Band.....		238
Officers.....		94

	Paragraph.
Special full-dress cap, leader of band.....	272
Second leader of band and musicians.....	273
Special full-dress coat, leader of band.....	239
Second leader of band.....	240
Musicians.....	241
Special full-dress trousers, leader of band.....	258
Second leader of band and musicians.....	259
Officers.....	111
Spurs.....	176
Staff department devices.....	167
Standard samples.....	57
Stripes, service.....	235
Summer field breeches, officers.....	122
Summer field cap, leader of band.....	283
Officers.....	136
Summer field-cap cover, enlisted men.....	199, 284
Summer field-cap cover, second leader of band, drum major, and musicians...	284
Summer field coat:	
Enlisted men.....	187, 252
Leader of band.....	251
Officers.....	103
Summer field dress, enlisted men.....	185, 238
Officers.....	94
Summer field trousers, enlisted men.....	194, 271
Officers.....	118
Suspended officers, not to wear uniform.....	13
Suspenders, enlisted men.....	210
Sword, officers.....	154
Leader of band.....	292
Second leader of band and drum major.....	293
In the field.....	25, 88
Noncommissioned officers.....	219-220
When and how worn.....	25
When worn.....	74, 75
Sword belt, full dress, officers.....	149,
Leader of band.....	289
Sword belt, undress and field, officers.....	151
Undress, leader of band.....	290
Sword and belt, leader of band.....	82
Sword knot, full dress.....	152
Undress.....	153
Leader of band.....	291

## T.

Table of occasions.....	64
Torpedo-boat uniform.....	5, 54
Trousers belt, officers.....	172
Enlisted men.....	207
Trousers, full dress, officers.....	112
Leader of band.....	260
Second leader of band and musicians.....	261
Drum major.....	262

	Paragraph.
Trousers, dress, enlisted men.....	191, 192, 263-265
Leader of band.....	263
Second leader of band and drum major.....	264
Musicians.....	265
Trousers, special full dress, officers.....	111
Leader of band.....	258
Second leader of band and musicians.....	259
Trousers, summer field, officers.....	118
Enlisted men.....	194, 271
Trousers, undress, officers.....	115
White, enlisted men.....	193, 266
Leader and second leader of band, drum major, and musicians.....	266
White, mess dress, officers.....	116
Trousers, winter field, officers.....	119
Enlisted men.....	195, 269, 270
Leader of band.....	269
Second leader of band and musicians.....	270
Trumpet and cord.....	224
Trumpeter's design.....	232-233
Trunk locker, to whom issued.....	306

## U.

Underclothing.....	46
Undershirts, enlisted men.....	208
Undress, officers.....	94
Undress breeches, officers.....	121
Undress cap, officers.....	129, 130, 131
Undress coat, officers.....	101, 102
Undress coat, white, leader of band.....	250
Undress sword belt, officers.....	151
Undress trousers, officers.....	115
Undress trousers, white, officers.....	117
Uniform, A, B, C.....	65
Army, Navy, and Marine Corps together.....	65-67
And equipment required, officers.....	182-184
Naval Militia (Marine Corps branch).....	308, 309, 310, 311-313
Allowance of.....	308
Optional.....	310
Required, officers.....	309
Enlisted men.....	314, 315
Of the day, designation of.....	70
Of the day, how fixed.....	18
Required by enlisted men.....	90
Required by officers.....	182
When it must be worn.....	20

## W.

Waistcoat, mess dress.....	108
White breeches.....	122
White cap, officers.....	132-135
Leader of band.....	279
Band.....	280
Cover, enlisted men.....	198, 280

	Paragraph.
White full dress, officers.....	94
White special full dress, officers.....	94
White House aids, to wear aiguillettes.....	79
White House uniforms.....	66
White mess-dress trousers, officers.....	116
White shirt.....	109
White shoes.....	73, 173
White special full dress, officers.....	94
White trousers, enlisted men.....	193, 266
Leader and second leader of band, drum major, musicians.....	266
White undress, officers.....	94
White undress coat, officers.....	102
Leader of band.....	250
White undress trousers, officers.....	117
Winter field breeches, officers.....	123
Enlisted men.....	196, 267, 268
Winter field cap, officers.....	137
Enlisted men.....	200
Leader of band.....	281
Second leader, drum major, musicians.....	282
Winter field coat, officers.....	104
Enlisted men.....	188, 254
Leader of band.....	253
Winter field trousers, officers.....	119
Enlisted men.....	195, 269, 270
Leader of band.....	269
Second leader of band and musicians.....	270
Winter field dress, officers.....	94
Enlisted men.....	185, 238
Winter storm cap, enlisted men.....	202

ADDITIONAL COPIES  
OF THIS PUBLICATION MAY BE PROCURED FROM  
THE SUPERINTENDENT OF DOCUMENTS  
GOVERNMENT PRINTING OFFICE  
WASHINGTON, D. C.  
AT  
75 CENTS PER COPY









RETURN TO the circulation desk of any  
University of California Library  
or to the

NORTHERN REGIONAL LIBRARY FACILITY  
Bldg. 400, Richmond Field Station  
University of California  
Richmond, CA 94804-4698

---

ALL BOOKS MAY BE RECALLED AFTER 7 DAYS  
2-month loans may be renewed by calling  
(415) 642-6233

1-year loans may be recharged by bringing books  
to NRLF

Renewals and recharges may be made 4 days  
prior to due date

---

DUE AS STAMPED BELOW

---

JUL 2 1989

---

---

---

---

---

---

---

---

---

---

---

LD 21-95m-7,'87

VE403363275  
A3  
1917  
U.S.  
UNIVERSITY OF CALIFORNIA LIBRARY

