

Fig. 2.A.
A perspective view of
hooped hard TED with
optional hinged door
frame.

Fig. 2.B. Side perspective view

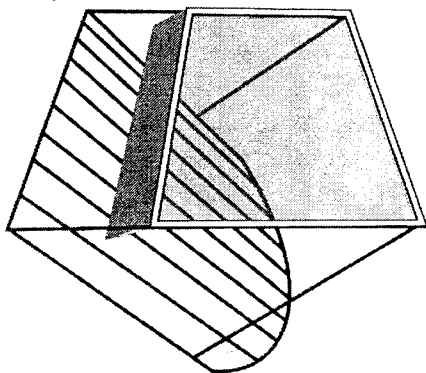


Fig. 2.C. Minimum clearance of door frame
from posterior edge of escape opening in
closed position.

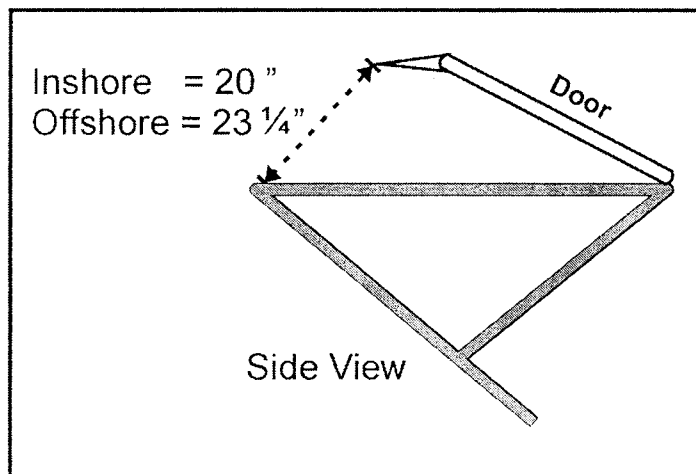
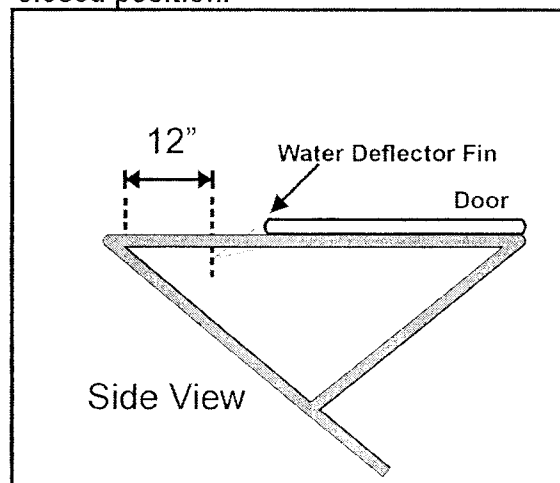


Fig. 2.D. Minimum clearance
of door frame from deflector
bars; door in fully open
position.

Figure 2. Hooped hard TED with optional hinged door frame and water deflector fin.