

Fig. 2.A.  
A perspective view of  
hooped hard TED with  
optional hinged door  
frame.

Fig. 2.B. Side perspective view

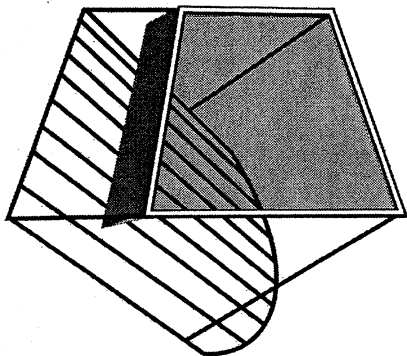


Fig. 2.C. Minimum clearance of door frame  
from posterior edge of escape opening in  
closed position.

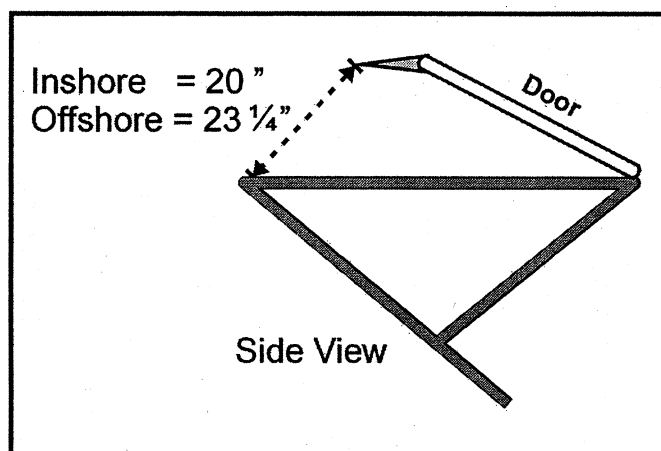
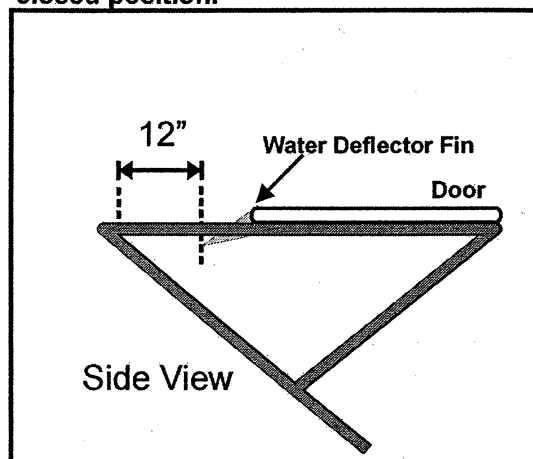


Fig. 2.D. Minimum clearance  
of door frame from deflector  
bars; door in fully open  
position.

**Figure 2.** Hooped hard TED with optional hinged door frame and water deflector fin.