

**Next Meeting:**  
**April 22, 2005 7:30 PM**  
**The Woodworking Shop**  
**3141 Capital Blvd**

## **April Meeting – Hand Finishes** **Presenter: Teri Masaschi.**

### **President's Corner**

It is sad to be writing my last newsletter article. I have really enjoyed the association with the TWA members. I had made toys before joining the club, but it was the club that got me interested and making toys for others. Eventually, I decided that it would be great if I had a workshop that had enough space to have other workers come to the shop.

When I finally built the workshop in Wake Forest, I designed it so that I could have all types of groups help.

We are fortunate to have a board and members like Fred Ford that do so much for the club to make it operate. Of all the club officer positions, I think the president is the easiest. It is only because of the board members that it is.

I am going to miss the meetings and the workshops. I will be maintaining my membership so that I will be able to follow the clubs activities. Maybe someday, I will have something to present to the club. Since I will be from out of town, I will be considered an expert. I plan to do the same activities that I did the last four years. I know that in some case, I could make more toys and better toys doing them myself, but I find that there is great satisfaction in watching children, adults and seniors making toys. I suspect it will take two years before I am up to speed, primarily because I have to build a new workshop. I expect to have a lot of fun planning it, especially for the cold climate and snow that I am guaranteed to get in New Hampshire.

I will never forget the TWA and hope that I will be able visit once in awhile.

Hal

Remember! TWA Board Meeting  
Monday, April 4th, 7:00 pm  
Hal Liberty's House

Teri started as an apprentice with a Fine Arts dealer in New Hampshire at the age of 14. Since that time she has spent a lifetime restoring, conserving, building/rebuilding and finishing antiques. Teri also finishes for woodworkers who are too timid to finish their own work. Other than a short period of 7 years working at Woodworker's Supply as manager and specialist for the finishing products in the catalog, Teri's career has been a straight line of creating fine finishes, writing about finishing and passing on some of her 36 years of knowledge through teaching. Currently the teaching tour includes Kelly Mehler's School of Woodworking in Kentucky, Anderson Ranch in Colorado, Northwest Woodworking Studio in Portland Oregon, Connecticut Valley School of Woodworking in Manchester CT, and Center for Furniture Craftmanship in Rockport Maine. Teri also offers private tutorials in her shop in New Mexico. You can read one of Teri's articles in Fine Woodworking, October 2004, No. 172.

### **April Workshops**

There are two workshops planned in conjunction with the April program. They occur Saturday April 23<sup>rd</sup> and Sunday April 24<sup>th</sup>. (Descriptions follow.) Cost for member is \$30 apiece or both for \$50. Non members cost is \$45 per workshop.

The first seminar will cover how to approach finishing a project, how to make finishing decisions and discuss the finishing options. It will include technique (brushing, wiping, etc.) and a discussion of various types of wood and which types are susceptible to blotching and what to do to prevent it and a discussion of surface preparation and its impact on the final product.

The second seminar will cover how to approach finishing a project when using spray finishes. The hand finishing seminar will compliment this program but is not necessary to attend both. This seminar will include a discussion on spray equipment and booths - their advantages and disadvantages.

## About the Triangle Woodworkers Association

The Triangle Woodworkers Association (TWA) is a nonprofit educational corporation. The TWA is dedicated to teaching woodworking techniques through seminars, classes, and workshops; participants are required to sign waivers absolving liability for TWA or its designated representatives. The TWA promotes woodworking education and community interest in woodworking and in general sharing a love for wood.

### Club Officers and Committee Chairmen

#### Executive Board

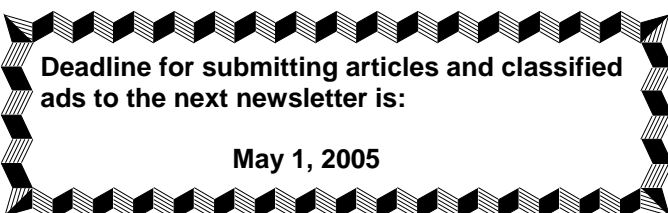
President: Rick Cornell or 919-270-0650  
 Trianglewoodworkers@yahoo.com  
 Vice President: Rick McQuay, (919) 773-0291  
 mcquay@nc.rr.com  
 Secretary: Bill Anderson, (919) 932-6050  
 willarda@mindspring.com  
 Treasurer: Robert Foss, (919) 782-6472 or  
 fossrg@hotmail.com  
 Members at Large:  
 Dick Courtney, Rick Cornell, Sig Johnson

#### Committee Chairman

Program: Rick McQuay, (919) 773-0291  
 mcquay@nc.rr.com  
 Nominating: Fred Ford, 919-469-9575 or  
 fwford@bellsouth.net  
 Toys for Tots: Hal Liberty, 919-787-7603  
 Newsletter: Rick Cornell, 919-270-0650 or  
 trianglewoodworkers@yahoo.com  
 Library: Kay Baker, 919-662-8504  
 Publicity: Ron Johnson, 919-544-2021  
 Sponsor: Ed Karolak, 919-383-4233  
 Hospitality: Kay Baker, 919-662-8504  
 Internet: Jim Kroeger, (919) 362-5741  
 Mentor: Dave Mackie, 919-859-2600 or  
 mackieevad@aol.com  
 Photograph: Ron Heidenreich, 919-848-1134  
 Membership: Rick Cornell or 919-270-0650  
 Trianglewoodworkers@yahoo.com  
 Audio: Tom Revelle, 919-387-8286

TWA News is published monthly by the TWA and is mailed to members, sponsors, and associates. If you are interested in contributing articles, please send to:

Triangle Woodworkers Association  
 P.O. Box 4206  
 Cary, North Carolina 27519-4206  
 or trianglewoodworkers@yahoo.com



Treasurer's Report				
TWA Treasurer's Report				
01SEP04 - 31MAR05				
	MAR05	Fiscal YTD	FY2005	
	Actual	Actual	BUDGET	
Beginning Balance	7586.83	7672.83		
<b>INCOME</b>				
Dues	649.00	2,904.00		6,000
Misc. Income Souces		54.50		
<b>TOTAL INCOME</b>	<b>649.00</b>	<b>2958.50</b>		<b>6000.00</b>
<b>EXPENSE</b>				
Workshops/Programs	1,998.28	1,232.16		2,450
Income	-1,390.00			
Auction		300.00		300
Web Hosting				0
Newsletter	66.96	493.41		825
Membership		28.77		175
Administrative & Board		43.94		200
Meeting Equipment				100
Meeting Supplies				100
Library	79.74	359.43		650
Toys for Tots				200
<b>TOTAL EXPENSES</b>	<b>754.98</b>	<b>2457.71</b>		<b>5,000</b>
Ending Balance	7480.85	7566.85		1000
<i>Respectfully submitted, Robert Foss</i>				
<b>Notes:</b>				
1. Changed to Fiscal Year (SEP-AUG) reporting period				
2. Workshop Income, MAR05 Router: -\$50 non-negotiable check;				
pending reissue				
3. Workshop Income, APR05 Chip-Carving: \$50 pre-pays				

**WANTED!**

The Durham Senior Center would like an experienced woodworker to judge their annual Silver Crafts craft show at the center. If you would like to volunteer to do this and need additional information, please contact Debbie Webb, 919-688-8247.

**Triangle Woodworkers Association  
Minutes  
March 18, 2005**

Location: Woodcraft, Pleasant Valley Shopping Center, Raleigh, NC

Attendance: 75

Visitors: John Liberty from Texas.

**Notes:**

1. Rick Cornell has agreed to be president to finish out this year of Hal's presidency

2. Thanks was given to Tom Fenere for providing the meeting place and chairs for the membership.

3. Bob Gabor introduced the speaker, Lon Schleining. Lon is originally from Southern California. He has an interest in old cars (particularly a '56 Chevy!). He is a carpenter specializing in staircases. Lon presents workshops widely, and teaches at the Mark Adams School. He has published widely in Fine Woodworking, where he was also an editor and product evaluation specialist for many years. Lon has many book and tapes. His most recent book is "The Workbench", a picture book of the workbenches of many contemporary fine woodworkers. This is his fourth workshop presented to the TWA.

4. Lon Schleining presented a program entitled "Overview on Routers". His talk centered around safety issue in the shop. Lon stated that the most dangerous part of the router is the operator (!). In his opinion the most dangerous tools in the shop are the bandsaw and the drill press, primarily because they are seen as benign and therefore not treated as carefully as one might expect. He considers shapers to be safe and loves this tool. Needless to say, these comments were provocative and led the membership to new perspectives on shop safety. Lon's mottos for the use of routers is "Realistic and Safe", meaning that he strives to design jigs and to use the router in a methodical and logical manner and to always focus on safety when using the router.

Respectfully submitted.

Bill Anderson, Secretary

**Upcoming Meetings**


**May 17<sup>th</sup> TWA meeting**  
Alan Leland presenting

Alan graduated from East Carolina University in 1974. He spent 19 years making furniture and helping to build This End Up Furniture Company. His interest in finely crafted furniture continues today and includes very finely crafted lathe turnings. He is a member of several local woodworking organizations including a term as Vice President of the Woodturners Guild of NC. He has attended and taught at National and State Symposiums and demonstrated turning at the 2004 National Woodturners Symposium in Orlando, FL. Alan is currently teaching at the Woodcraft Store in Raleigh and will be conducting a class at the John Campbell Folk School during April 2005.

Alan is a professional woodturner and an active member of TWA. He has demonstrated turning very finely crafted tree ornaments at a previous TWA meeting and in May 2005 will be demonstrating bowl turning.  
Host: Dave Mackie

**June 21<sup>st</sup> TWA meeting**  
George Holmes presenting

Mr. George Holmes, a representative of the ML Campbell Co., will be giving a demonstration on spray finishes and techniques with a heavy emphasis on water-borne finishes.  
Host: Bruce Wren



**“Measure twice cut once!?”**

# March Meeting Photos



Guest Speaker  
Lon Schleining



From the router workshop held at Bob Gabor's shop



## Bruce's Bits

Submitted by Bruce Wrenn

The Charlotte woodworking show continues to get smaller. If you went, you probably noticed the show was smaller than last year. The Wood Worker's Choice (one of the larger vendors) was purchased by B&D. I understand that this is their last year. The competition between TWC and Peachtree resulted in some good deals. Now is the time to think about chartering a bus to go to the DC show. It's about a month before the Charlotte show. (Usually in Feb.)

How much does shipping cost? I recently ordered the polished rods to make the router lift in AWW #106 (March 2004). Metal Super Markets was listed as a source. The \$8.00 price came to \$40+ with shipping. I recently found a local source that is under \$25. for a 3/4 x 35" shaft. You will have to cut it into two pieces. The bearings are available locally too. Call me if you need these parts or a copy of the article on the router lift. (Bruce @362-0878). P.S. – I recently noted a great deal on a magazine subscription - \$24.95 + \$4.95 postage. Seems weird to me. I thought that subscriptions came in the mail, so postage would be included in the price.

Table saw fences aren't the only things that need alignment! My DeWalt 10" miter saw fence was distorted from the factory. When you placed a straight edge against the fence, there was a gap of about 1/16" on the left side near the blade. I loosened the four screws that hold the fence and the fence popped into place. It seems that the factory had over tightened them and distorted the fence. These screws are torx screws, and not hex head, so don't try to use an allen wrench on them. A similar alignment problem can also occur on a DeWalt biscuit jointer. See FWW #158, pages 11 and 12 for details.

### Observations from the router workshop with Lon S. at Bob Gabor's:

1) Treated Kraft paper used to prevent rust on planes is made by Cromwell – Phoenix of Alsip, IL. (708-293-7750) – FWW, #164, pg. 98. They have a website and several distributors in N.C. The paper comes in several grades and I

don't know about minimum quantities. Perhaps someone could do some checking on prices and quantities. (Maybe we could share a roll?)

2 – Bob hangs his sliding jigs (cutoff and box, panel cutter, etc) on the wall so they hang vertically. They are spaced off the wall by two horizontal rails fastened to the wall. This allows air to both sides of his jigs to help prevent moisture imbalance and warping. Great idea Bob. Sounds like you ought to publish in it FWW.

3) There was a discussion on working with plastic laminate. Most pros use a solid carbide bit (no bearing) to trim laminate to size. Apply Vaseline to the edge band laminate to prevent burning or burnishing. Keep the router moving! Clean up the excess glue and Vaseline with mineral spirits. Don't use lacquer thinner as it will wick under your laminate and break the bond. I trim my laminate oversize with an oversize bearing on a flush trim bit. Then trim to size with a carbide bit. (Coat the bearing with Vaseline prior to cutting.) The oversize bearings come from my rabbeting bit set. You can order a set of six bearings from MLCS for \$20. (Kit #12107). For \$36, you can get both bit and bearings. (Item #16308 1/4 "shank \$35., Item #18668 1/2 " shank \$36.) You can also use a Euro trim bit. It has a square bearing. Woodworker's Supply carries them. Check out Marc Adams video on plastic laminates – TWA Library.

4) Lon said you can tell a quality router bit because the manufacturer puts their name on the shank. Sometimes they don't. I have some DeWalt bits that don't have DeWalt on the shank, but they were made in Israel (probably Amana).

For years I've used bits from MLCS (you probably get their catalog) with no problems. They do produce a premium line of bits (Katana bits). When FWW did their testing of bits several years ago, the MLCS bit finished in the top five. Pretty good for a bit that cost about 1/2 of the price of the others. Try them, you might like them and they ship for free.

5) Porter-Cable has a new line of bits that don't have file (radius) where the cutter meets the shank. I have seen them at Home Depot in Cary. P.C. bits were made by US Saw (Oldham) but since Black and Decker bought P.C. they are in the process of closing the Oldham plant in West Jefferson. I don't know what will happen to P.C.

**Bruce's Bits (cont'd from pg 5)**

bits, but I know B&D has already stopped production of Oldham Blades. Their signature line and Oldham Wizzard blades rivaled the Forest, but cost 1/2 to 2/3 as much. Ain't mergers wonderful? I wonder what will happen to Delta (also purchased by B&D); particularly parts and service. Seems "New and Improved" means made cheaper and costs more.

A Belated Thanks: Thanks to Woodworker's Supply for the push sticks that were door prizes in February. A thanks also to Home Depot in Cary for the emergency light. I apologize for not recognizing our door prize donors in last month's newsletter, but I have been down with vertigo. (It ain't much fun!).

One Cool Website: [www.woodcentral.com](http://www.woodcentral.com)

Thought for the day: As seen on the bathroom wall at Home Depot in Cary: "Free things usually cost the most". Think about it! Enough rattling for this month. Keep your chisels sharp and practice cutting dovetails.

Bruce

*Some filler from an email newsletter I receive -*

**Bench Vise Helper**

Whenever I clamp a wide panel or long board to my workbench on edge for sanding or planing, I need a way to support the other end. So I built this simple bench vise helper, as shown in the photos to the right. It's easy to make and allows me to support panels up to three feet wide.

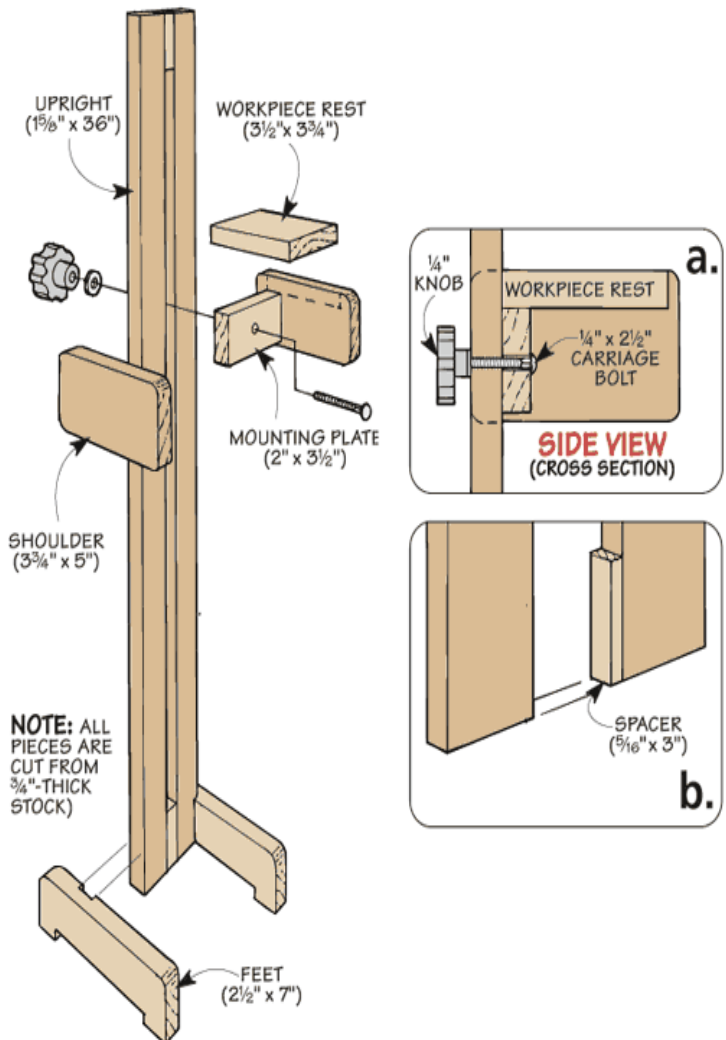
To make the vise helper, start by ripping two 36"-long uprights to width from 3/4"-thick hardwood. Then I glued two narrow spacers between them to create a consistent 5/16"-wide slot, as you can see in detail 'b.'

The next thing to do is cut a pair of feet to shape. Then cut a dado in each foot sized to hold the upright and glue the feet in place.

The last thing to make is the adjustable rest for the workpiece. I cut the rest and a mounting plate to size first and glued them together. Next, two shoulder pieces are cut and glued to the rest and the mounting plate to keep it parallel to the floor. I used a carriage bolt and star knob to secure the rest to the upright, as you can see in detail 'a.'

Have a nice weekend,

Phil Huber, Online Editor, *ShopNotes*



## TWA Sponsors

Ashcroft Saws and Tools 876-3223  
3216-G Wellington Ct, Raleigh, NC  
25% off list on blades and 10% off on sharpening

Capitol City Lumber Co. 832-6492  
4216 Beryl Road, Raleigh, NC 1-800-244-6492  
Special prices to TWA members  
<http://www.capitolcitylumber.com/>

Stock Building Company 828-7471  
3000 Yonkers Rd  
Hwy. 64 & Old US 1

Klingspor's Woodworking Shop  
(919) 876-0707  
3141 Capital Blvd. (.9 mile N of Beltline exit 11)  
(10% discount excluding lumber and power tools)  
[www.woodworkingshop.com](http://www.woodworkingshop.com)

Raleigh Hardwood Center 231-6620  
4213 Poole Rd, exit 15 off 440 Raleigh, NC  
(10% discount all non-sale items)  
[www.hardwoodgroup.com](http://www.hardwoodgroup.com)

Raleigh Saw 832-2248  
5805 C Departure, Raleigh, NC 27616  
(10% discounts on all new products)

Yarnell-Hoffer Hardware 942-3500  
145 Rams Plaza, Chapel Hill, NC  
[www.doitbest.com/yh](http://www.doitbest.com/yh)  
10% discount except power tools and sale items

Tarheel Wood Treating Co. 467-9176  
Highway 54, Morrisville, NC  
(Contractors prices on all wood products)  
Show TWA card before order is written

The Hardwood Store 1-888-445-7335  
Gibsonville, NC  
Discount: 10 cents per board foot  
[www.hardwoodstore.com](http://www.hardwoodstore.com)

Woodworker's Supply of NC  
1125 Jay Lane, Graham, NC  
(Wholesale prices)  
store (336) 578-0500  
mail order 1-800-645-9292  
[www.woodworker.com](http://www.woodworker.com)

Professional Tool Manufacturing  
[www.drilldoctor.com](http://www.drilldoctor.com)  
25% Discount for online purchase of any Drill Doctor. Must use coupon code: TWAi  
Contact [wms@protoolmfg.com](mailto:wms@protoolmfg.com) with any questions.

Guy C. Lee Building Materials 362-1444  
900 N. Salem St., Apex, NC

Home Depot does not provide discounts, due to company policy, but they support our Toys For Tots program by providing space and materials. They deserve our support.

*Members, sponsors and potential sponsors are invited to contact Ed Karolak with their ideas, questions, or concerns at [Ekarolak@aol.com](mailto:Ekarolak@aol.com) or call at 919-383-4233*

### **\$ CLASSIFIED ADS \$**

Classified ads are free to all current members. Ads will run for two issues. If you would like something listed, please send a note to the editor at: [TriangleWoodworkers@yahoo.com](mailto:TriangleWoodworkers@yahoo.com)

**FREE to TWA Members:** I have 40 large gourds of the type used for martin bird houses, arts & crafts, etc. Free to TWA members. Tom Hurysz 489-1606 (5/05)

Interested in antique/traditional woodworking tools? To find out about Mid-West Tool Collectors Association, contact Ed Hobbs at 828-2754 or [hobbsed@portbridge.com](mailto:hobbsed@portbridge.com) (99/99)

### Wood Working Clubs on the Internet

You may enjoy taking a moment to check out the newsletters and club sites for other woodworking clubs on the internet. I receive notification of newsletter availability (just like what we do) from these clubs. Take a moment and visit their sites, and see what others are up to!

Woodworkers Guild of Georgia: <http://www.woodworkersguildofga.org/>  
Omaha Woodworkers: <http://www.omahawoodworkers.org>  
Kansas City Woodworkers Guild: <http://www.kcwoodworkersguild.org/>

# TWA

## Membership Application

Complete and mail to:

Triangle Woodworkers Association  
P.O. Box 4206  
Cary, North Carolina 27519-4206

Name: \_\_\_\_\_

Address: \_\_\_\_\_

City: \_\_\_\_\_ State: \_\_\_\_\_ Zip: \_\_\_\_\_

Phone: \_\_\_\_\_ E-mail: \_\_\_\_\_

Spouse's name, if joining (fee is \$1.00): \_\_\_\_\_

Skill level:      Beginner [ ]      Intermediate [ ]      Advanced [ ]      Professional [ ]

**New member- email newsletter \$30.00 [ ]**

**New Member – hard copy newsletter \$35.00 [ ]**

**Renewal – email newsletter \$25.00 [ ]**

**Renewal – hard copy newsletter \$30.00 [ ]**

**Check #** \_\_\_\_\_

**Cash Amount** \_\_\_\_\_ (Do not send cash through mail!)

**Privacy Opt-Outs:** Please Do NOT Publish My [ ] Phone Number [ ] Email Address on Membership lists. (Note: This means your phone and email information will be used only for club correspondence by club officers and committee chairman)

**MEMBERSHIP EXPIRED?** Check the mailing label, for the expiration date of your membership. If it says EXPIRED, please contact our membership coordinator to renew. You may receive several newsletters past your expiration date and then no more. If you have a question about your membership, please contact Rick Cornell (919-319-9980).

Triangle Woodworkers Association  
P.O. Box 4206  
Cary, North Carolina 27519-4206