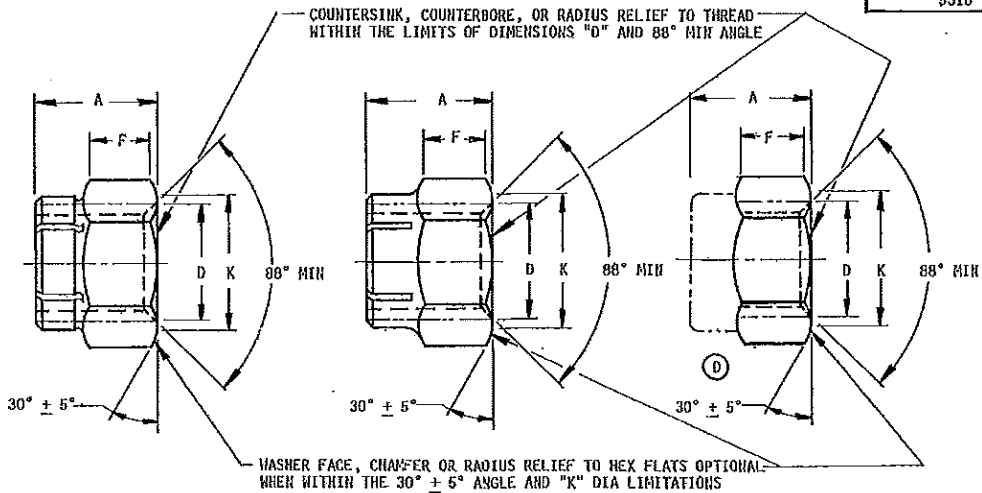


USER SYMBOLS:
ARMY - CL
NAVY - OS, SH

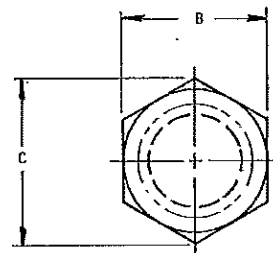
REVIEW SYMBOLS:
ARMY - M, ER, AV, AT
USAF - 1, 2, 82



STYLE A STYLE B ELLIPTICAL LOCK
EITHER STYLE A OR B TO BE SUPPLIED AT MANUFACTURERS OPTION
SEGMENTED BEAM LOCK

NOTE:

CONFIGURATION OF NUT OPTIONAL;
LIMITATIONS IMPOSED ONLY ON
DIMENSIONS AND REQUIREMENTS
SPECIFIED HEREIN. SEE EXAMPLE
OF PART NUMBERS.



TYPICAL END VIEW

"Review/User Information is current as of the date of this document.
For future coordination of changes to this document, draft circulation
should be based on the information in the current DODISS."

DASH NOS.	(a) THREAD MIL-S-8879	A		B		C	D DIA. ±.020	F	X	AXIAL STRENGTH LBS MIN	WEIGHT LBS/100 REF	K DIA. MIN
		MAX	MIN	MAX	MIN							
C04	.1120-40UNJC-3B	.167	.133	.251	.243	.268	.136	.044	.004	750	.15	.223
C06	.1380-32UNJC-3B	.188	.160	.313	.305	.339	.161	.072	.004	1,130	.30	.295
C08	.1640-32UNJC-3B	.250	.219	.345	.336	.374	.188	.091	.004	1,720	.50	.316
C3	.1900-32UNJF-3B	.250	.208	.376	.367	.410	.210	.085	.004	2,460	.58	.347
C4	.2500-20UNJF-3B	.328	.240	.439	.430	.482	.273	.116	.005	4,580	.99	.410
C5	.3125-24UNJF-3B	.360	.271	.502	.492	.552	.336	.123	.006	7,390	1.40	.472
C6	.3750-24UNJF-3B	.469	.318	.564	.553	.622	.398	.153	.006	11,450	2.15	.533
C7	.4375-20UNJF-3B	.469	.435	.690	.679	.766	.467	.178	.007	15,450	3.40	.659
C8	.5000-20UNJF-3B	.610	.575	.752	.741	.837	.531	.221	.007	21,110	4.70	.721
C9	.5625-18UNJF-3B	.704	.623	.877	.865	.978	.594	.243	.008	26,810	7.80	.845
C10	.6250-18UNJF-3B	.766	.732	.940	.928	1.051	.656	.274	.008	34,130	9.50	.908
C12	.7500-16UNJF-3B	.891	.855	1.064	1.052	1.191	.787	.316	.009	50,020	13.60	1.032
C14	.8750-14UNJF-3B	1.016	.965	1.252	1.239	1.403	.918	.570	.010	68,440	21.00	1.219
C16	1.0000-12UNJF-3B	1.141	1.010	1.440	1.427	1.615	1.044	.635	.011	92,180	31.00	1.407
C18	1.1250-12UNJF-3B	1.266	1.130	1.627	1.614	1.826	1.171	.710	.012	116,760	46.00	1.594
C20	1.2500-12UNJF-3B	1.454	1.300	1.814	1.801	2.038	1.295	.795	.013	147,940	66.00	1.781

- (a) THREADS IN ACCORDANCE WITH MIL-S-8879.
- (b) BEARING SURFACE (DIA K) SHALL BE SQUARE WITH PITCH DIAMETER WITHIN "X" WHEN MEASURED IN ACCORDANCE WITH MIL-N-25027.
- (c) DIMENSIONS ACROSS FLATS MAY INCLUDE DEFORMATION OF SELF-LOCKING DEVICE.

(D) DENOTES CHANGES

DISTRIBUTION STATEMENT: APPROVED FOR PUBLIC RELEASE. DISTRIBUTION IS UNLIMITED.

This military standard is approved for use by all Departments & Agencies of the Department of Defense. Selection for all new engineering and design applications and for repetitive use shall be made from this document.
ANSC N/A

P.A. NAVY -- AS Other Cust ARMY -- AR USAF -- 99	TITLE: NUT, SELF-LOCKING, HEXAGON-REGULAR HEIGHT, 800°F, 125 KSI Ft _u	MILITARY STANDARD MS21046
PROCUREMENT SPECIFICATION MIL-N-25027	SUPERSEDES: IN PART AN363 AND HAS1021 (SEE STATUS NOTE)	SHEET 1 OF 2

APPROVED 23 AUG 61 REVISED (A) 11 SEP 62 (B) 1 APR 65 (C) 27 SEP 85 (D) 9 JAN 1987

USER SYMBOLS:
ARMY - G1
NAVY - OS, SH

REVISION SYMBOLS:
ARMY - M1, ER, AV, AT
USAF - 11, 82

"Previous/Issue" information is current as of the date of this document.
For future coordination of changes to this document, draft circulation
should be based on the information in the current DODISS."

DISTRIBUTION STATEMENT: APPROVED FOR PUBLIC RELEASE, DISTRIBUTIONS UNLIMITED.
This military standard is approved for use by all Departments, Agencies of the Department of Defense. Substitutions for all new engineering and design applications and for replacement items shall be made from this document.

AMSC N/A

- (D) MATERIALS: CORROSION RESISTANT STEEL TYPE 303 (UNS S30300) PER ASTM A194
CORROSION RESISTANT STEEL TYPE XM-7 (UNS S30430) PER ASTM A493
CORROSION RESISTANT STEEL TYPE 305 (UNS S30500) PER ASM 6640
CORROSION RESISTANT STEEL TYPE A286 (UNS S66286) PER ASTM A453
- PLATING: SILVER PLATE ALL THREADED SURFACES ON NUT PER AMS 2410. THREADS SHALL SHOW COMPLETE COVERAGE. SILVER PLATING ON ALL OTHER SURFACES OPTIONAL. TARNISHING OR DISCOLORATION OF SILVER NOT CAUSE FOR REJECTION.
- (D) MAGNETIC PERMEABILITY IN ACCORDANCE WITH MIL-N-25027.
- (D) BREAK ALL SHARP EDGES AND REMOVE ALL BURRS AND SLIVERS. SURFACE ROUGHNESS IN ACCORDANCE WITH ANSI/ASME B46.1 THE SURFACE ROUGHNESS SHALL NOT EXCEED 125 MICROINCHES. DIMENSIONS IN INCHES.
- (D) AN ADDITIONAL DASH 'S' CODE INDICATES SEGMENTED BEAM LOCK AND "E" DASH CODE INDICATES ELLIPTICAL BEAM LOCK.
- (D) EXAMPLE OF PART NUMBERS:
MS21046C4 = .2600-28 CORROSION RESISTANT STEEL NUT, SILVER PLATED, SEGMENTED BEAM LOCK OR ELLIPTICAL LOCK.
MS21046C0S = .5000-20 CORROSION RESISTANT STEEL NUT, SILVER PLATED, SEGMENTED BEAM LOCK.
MS21046C0E = .5000-20 CORROSION RESISTANT STEEL NUT, SILVER PLATED, ELLIPTICAL LOCK.
- (D) DESIGN AND USAGE LIMITATIONS: THESE NUTS ARE DESIGNED TO DEVELOP THE TENSILE STRENGTH OF BOLTS AND SCREWS WITH AN ULTIMATE STRESS (Ftu) OF 125 KSI BASED ON THE CROSS SECTIONAL AREA AT THE BASIC ROOT DIAMETER OF THE THREAD. THESE NUTS ARE DESIGNED TO BE USED ON 3A EXTERNAL THREADS. THESE NUTS SHALL BE USED IN ACCORDANCE WITH THE LIMITATIONS OF MS33588.
- (D) INTERCHANGEABILITY RELATIONSHIP: MS21046 NUTS CAN REPLACE ALL AN363 AND NAS1021 NUTS OF LIKE MATERIAL, PLATING AND THREAD SIZE. ALL AN363 AND NAS1021 NUTS CAN NOT REPLACE MS21046 NUTS.

INTERCHANGEABILITY TABLE

SEE INTERCHANGEABILITY RELATIONSHIP, STATUS NOTE

CANCELLED PART NUMBER		SUBSTITUTIVE PART NUMBER		CANCELLED PART NUMBER		SUBSTITUTIVE PART NUMBER	
AN363	NAS1021	MS21046		AN363	NAS1021	MS21046	
	C04	C04		C813		NO REPLACEMENT	
C632	C06	C06		C820	C8	C8	
C032	C08	C08		C913		NO REPLACEMENT	
C1024		NO REPLACEMENT		C918	C9	C9	
C1032	C3	C3		C1011		NO REPLACEMENT	
C420		NO REPLACEMENT		C1018	C10	C10	
C428	C4	C4		C1210		NO REPLACEMENT	
C518		NO REPLACEMENT		C1216	C12	C12	
C524	C5	C5			C14	C14	
C616		NO REPLACEMENT			C16	C16	
C624	C6	C6			C17	NO REPLACEMENT	
C714		NO REPLACEMENT			C18	C18	
C720		NO REPLACEMENT			C20	C20	
	C7	C7					

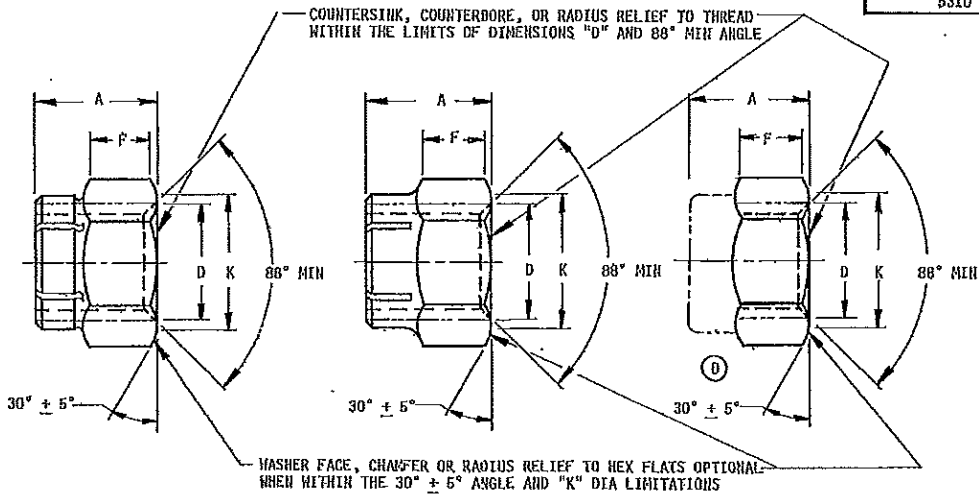
BIDS SHALL BE SOLICITED ONLY FROM THE MANUFACTURERS LISTED ON QPL-25027.

- (D) IN THE EVENT OF A CONFLICT BETWEEN THE TEXT OF THIS STANDARD AND THE REFERENCES CITED HEREIN, THE TEXT OF THIS STANDARD SHALL TAKE PRECEDENCE.
- (D) REFERENCED GOVERNMENT (OR NON GOVERNMENT) DOCUMENTS OF THE ISSUE LISTED IN THAT ISSUE OF THE DEPARTMENT OF DEFENSE INDEX OF SPECIFICATIONS AND STANDARDS (DODISS) SPECIFIED IN THE SOLICITATION FORM A PART OF THIS STANDARD TO THE EXTENT SPECIFIED HEREIN.

REVISED (D) FOR CHANGES SEE SHEETS 1 AND 2

APPROVED 23 AUG 61

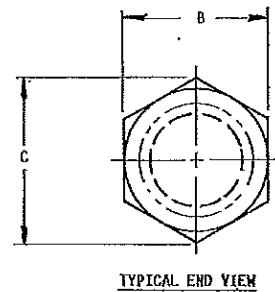
P.A. NAVY - AS Other Cust ARMY - AR USAF - 99	TITLE	MILITARY STANDARD	
		MS21046	
PROCUREMENT SPECIFICATION MIL-N-25027	SUPERSEDES:	IN PART AN363 AND NAS1021 (SEE STATUS NOTE)	SHEET 2 OF 2



D STYLE A STYLE B ELLIPTICAL LOCK
 EITHER STYLE A OR B TO BE SUPPLIED AT MANUFACTURERS OPTION
 SEGMENTED BEAM LOCK

NOTE:

CONFIGURATION OF NUT OPTIONAL;
LIMITATIONS IMPOSED ONLY ON
DIMENSIONS AND REQUIREMENTS
SPECIFIED HEREIN. SEE EXAMPLE
OF PART NUMBERS.



TYPICAL END VIEW

USER SYMBOLS:
ARMY - GL
NAVY - OS, SH

REVIEWER SYMBOLS:
ARMY - M, V, AT
NAVY - 1, 82

"Review/user information is current as of the date of this document.
For future coordination of changes to this document, draft circulation
should be based on the information in the current DOWISS."

DASH NOS.	(a) THREAD MIL-S-8879	A		(c) B		C	D DIA. ±.020	F	(b) X	AXIAL STRENGTH LBS/100 MIN	WEIGHT LBS/100 REF	K DIA. MIN
		MAX	MIN	MAX	MIN							
CD4	.1120-40UNJC-3B	.157	.133	.251	.243	.268	.136	.044	.004	750	.15	.223
CD6	.1380-32UNJC-3B	.188	.160	.313	.305	.339	.161	.072	.004	1,130	.30	.285
CD8	.1640-32UNJC-3B	.250	.219	.345	.336	.374	.188	.091	.004	1,720	.50	.316
C3	.1900-32UNJF-3B	.250	.208	.376	.367	.410	.210	.085	.004	2,460	.58	.347
C4	.2500-28UNJF-3B	.328	.240	.439	.430	.482	.273	.116	.005	4,580	.99	.410
C5	.3125-24UNJF-3B	.360	.271	.502	.492	.552	.336	.123	.006	7,390	1.40	.472
C6	.3750-24UNJF-3B	.469	.318	.564	.553	.622	.398	.153	.006	11,460	2.15	.533
C7	.4375-20UNJF-3B	.469	.435	.690	.679	.766	.467	.178	.007	15,450	3.40	.659
C8	.5000-20UNJF-3B	.610	.575	.752	.741	.837	.531	.221	.007	21,110	4.70	.721
C9	.5625-18UNJF-3B	.704	.623	.877	.865	.978	.594	.243	.008	26,810	7.80	.846
C10	.6250-18UNJF-3B	.766	.732	.940	.928	1.051	.656	.274	.008	34,130	9.50	.908
C12	.7500-16UNJF-3B	.891	.855	1.064	1.052	1.191	.787	.316	.009	50,020	13.60	1.032
C14	.8750-14UNJF-3B	1.016	.965	1.252	1.239	1.403	.918	.570	.010	68,440	21.00	1.219
C16	1.0000-12UNJF-3B	1.141	1.010	1.440	1.427	1.615	1.044	.635	.011	92,180	31.00	1.407
C18	1.1250-12UNJF-3B	1.266	1.130	1.627	1.614	1.826	1.171	.710	.012	116,700	46.00	1.594
C20	1.2500-12UNJF-3B	1.454	1.300	1.814	1.801	2.038	1.295	.795	.013	147,940	65.00	1.791

(a) THREADS IN ACCORDANCE WITH MIL-S-8879.

(b) BEARING SURFACE (DIA K) SHALL BE SQUARE WITH PITCH DIAMETER WITHIN "X" WHEN MEASURED IN ACCORDANCE WITH MIL-N-26627.

(c) DIMENSIONS ACROSS FLATS MAY INCLUDE DEFORMATION OF SELF-LOCKING DEVICE.

D DENOTES CHANGES

DISTRIBUTION STATEMENT APPROVED FOR PUBLIC RELEASE. DISTRIBUTION IS UNLIMITED.

This military standard is approved for use by all Departments & Agencies of the Department of Defense. Selection for all new engineering and design applications and for repetitive use shall be made from this document. AMSC N/A

P.A. NAVY - AS Other Cust ARMY - AR USAF - 99	TITLE: NUT, SELF-LOCKING, HEXAGON-REGULAR HEIGHT, 800°F, 125 KSI Ftu	MILITARY STANDARD	
		MS21046	
PROCUREMENT SPECIFICATION MIL-N-25027	SUPSEDES: IN PART AN363 AND NAS1021 (SEE STATUS NOTE)	SHEET	OF
		1	2

USE SYMBOLS:
 ARMY - A
 NAVY - N
 AIR FORCE - AF
 MARINE CORPS - MC
 SPACE FORCE - SF

REVISION SYMBOLS:
 ARMY - H, E, A, V, AT
 NAVY - X, Y, Z
 AIR FORCE - A, B, C, D, E, F, G, H, I, J, K, L, M, N, O, P, Q, R, S, T, U, V, W, X, Y, Z
 MARINE CORPS - A, B, C, D, E, F, G, H, I, J, K, L, M, N, O, P, Q, R, S, T, U, V, W, X, Y, Z
 SPACE FORCE - A, B, C, D, E, F, G, H, I, J, K, L, M, N, O, P, Q, R, S, T, U, V, W, X, Y, Z

*When/where information is current as of the date of this document.
 For future coordination of changes to this document, direct circulation
 should be based on the information in the current DD/DISS.

DECLASSIFICATION STATEMENT: APPROVED FOR PUBLIC RELEASE, DISTRIBUTION IS UNLIMITED.
 This military standard is approved for use by all Departments, Agencies of the Department of Defense. Solicitation for all new engineering and design specifications and for related items shall be made from this document.
 AMSC N/A

FED. SUPPLASS
 5310

- (D) MATERIALS: CORROSION RESISTANT STEEL TYPE 303 (UNS S30300) PER ASTM A194
 CORROSION RESISTANT STEEL TYPE XM-7 (UNS S30430) PER ASTM A493
 CORROSION RESISTANT STEEL TYPE 305 (UNS S30500) PER ASM 5640
 CORROSION RESISTANT STEEL TYPE A286 (UNS S66286) PER ASTM A453
- PLATING: SILVER PLATE ALL THREADED SURFACES ON NUT PER AMS 2410. THREADS SHALL SHOW COMPLETE COVERAGE. SILVER PLATING ON ALL OTHER SURFACES OPTIONAL. TARNISHING OR DISCOLORATION OF SILVER NOT CAUSE FOR REJECTION.
- (D) MAGNETIC PERMEABILITY IN ACCORDANCE WITH MIL-N-25027.
- (D) BREAK ALL SHARP EDGES AND REMOVE ALL BURRS AND SLIVERS. SURFACE ROUGHNESS IN ACCORDANCE WITH ANSI/ASME B46.1 THE SURFACE ROUGHNESS SHALL NOT EXCEED 125 MICROINCHES. DIMENSIONS IN INCHES.
- (D) AN ADDITIONAL DASH 'S' CODE INDICATES SEGMENTED BEAM LOCK AND "E" DASH CODE INDICATES ELLIPTICAL BEAM LOCK.
- (D) EXAMPLE OF PART NUMBERS:
 NS21046C4 = .2500-28 CORROSION RESISTANT STEEL NUT, SILVER PLATED, SEGMENTED BEAM LOCK OR ELLIPTICAL LOCK.
 NS21046C0S = .5000-20 CORROSION RESISTANT STEEL NUT, SILVER PLATED, SEGMENTED BEAM LOCK.
 NS21046C0E = .5000-20 CORROSION RESISTANT STEEL NUT, SILVER PLATED, ELLIPTICAL LOCK.
- (D) DESIGN AND USAGE LIMITATIONS: THESE NUTS ARE DESIGNED TO DEVELOP THE TENSILE STRENGTH OF BOLTS AND SCREWS WITH AN ULTIMATE STRESS (F_{tu}) OF 125 KSI BASED ON THE CROSS SECTIONAL AREA AT THE BASIC ROOT DIAMETER OF THE THREAD. THESE NUTS ARE DESIGNED TO BE USED ON 3A EXTERNAL THREADS. THESE NUTS SHALL BE USED IN ACCORDANCE WITH THE LIMITATIONS OF MS33988.
- (D) INTERCHANGEABILITY RELATIONSHIP: MS21046 NUTS CAN REPLACE ALL AN363 AND NAS1021 NUTS OF LIKE MATERIAL, PLATING AND THREAD SIZE. ALL AN363 AND NAS1021 NUTS CAN NOT REPLACE MS21046 NUTS.

INTERCHANGEABILITY TABLE

SEE INTERCHANGEABILITY RELATIONSHIP, STATUS NOTE

CANCELLED PART NUMBER		SUBSTITUTIVE PART NUMBER		CANCELLED PART NUMBER		SUBSTITUTIVE PART NUMBER	
AN363	NAS1021	MS21046		AN363	NAS1021	MS21046	
	C04	C04		C813		NO REPLACEMENT	
C632	C06	C06		C820	C8	C8	
C832	C08	C08		C913		NO REPLACEMENT	
G1024		NO REPLACEMENT		C918	C9	C9	
C1032	C3	C3		C1011		NO REPLACEMENT	
G420		NO REPLACEMENT		C1018	C10	C10	
C420	C4	C4		C1210		NO REPLACEMENT	
C518		NO REPLACEMENT		C1216	C12	C12	
C524	C5	C5			C14	C14	
C616		NO REPLACEMENT			C16	C16	
C624	C6	C6			C17	NO REPLACEMENT	
C714		NO REPLACEMENT			C18	C18	
C720		NO REPLACEMENT			C20	C20	
	C7	C7					

BIDS SHALL BE SOLICITED ONLY FROM THE MANUFACTURERS LISTED ON QPL-25027.

- (D) IN THE EVENT OF A CONFLICT BETWEEN THE TEXT OF THIS STANDARD AND THE REFERENCES CITED HEREIN, THE TEXT OF THIS STANDARD SHALL TAKE PRECEDENCE.
- (D) REFERENCED GOVERNMENT (OR NON GOVERNMENT) DOCUMENTS OF THE ISSUE LISTED IN THAT ISSUE OF THE DEPARTMENT OF DEFENSE INDEX OF SPECIFICATIONS AND STANDARDS (DDISS) SPECIFIED IN THE SOLICITATION FORM A PART OF THIS STANDARD TO THE EXTENT SPECIFIED HEREIN.

REVISED (D) FOR CHANGES SEE SHEETS 1 AND 2
 APPROVED 23 AUG 61

P.A. NAVY - AS Other Cust ARMY - AR USAF - 99	TITLE	MILITARY STANDARD	
	NUT, SELF-LOCKING, HEXAGON-REGULAR HEIGHT, 800°F, 125 KSI F _{tu}	MS21046	
PROCUREMENT SPECIFICATION MIL-N-25027	SUPERSEDES: IN PART AN363 AND NAS1021 (SEE STATUS NOTE)	SHEET	2 OF 2